

**GOVERNMENT OF KARNATAKA  
POLICE DEPARTMENT**



**CRIME REVIEW**

AND

**PERFORMANCE OF UNITS UNDER**

**CCTNS PROJECT**

**DECEMBER – 2023**

POLICE 

POLICE COMPUTER WING &  
STATE CRIME RECORDS BUREAU

7<sup>TH</sup> Floor, M.S. Building,  
Dr.B.R.Ambedkar Road,  
Bengaluru – 560001.

email:adgppcw@ksp.gov.in

## INDEX

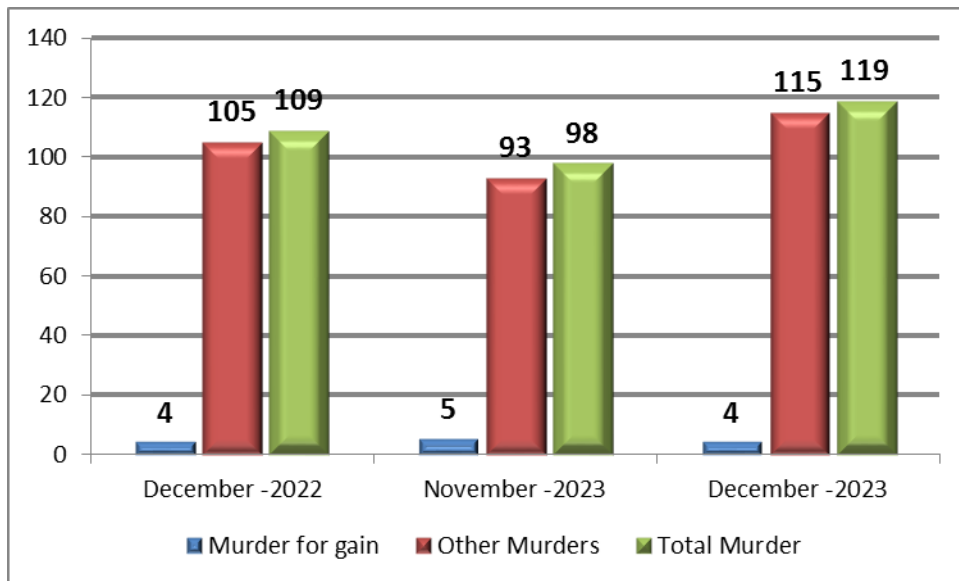
Sl. No.	CONTENTS	Page No.
1	Crime Review on – 1) Murder 2) Dacoity 3) Robbery 4) Burglary 5) Theft 6) Riots 7) Hurt 8) Spl. & local laws 9) Crime against Women 10) POCSO 11) SC & ST POA Act 12) Security cases 13) Cyber Crimes 14) Economic Offences & 15) MMDR & KMMCR 16) Motor Vehicles Theft Cases 17) NDPS Cases	1-17
2	District-wise Reported cases under various heads for the month of December – 2023	18
3	Crime Statistics – IPC Crimes	19-29
4	Crime Statistics – Special & Local laws	29-34
5	Crime Statistics – Crime against Women	34
6	Crime Statistics – Crime against Children	35
7	Crime Statistics – Crime against SC & ST	36
8	Crime Statistics – Road Accidents	37
9	Commissionerate & Range Wise IPC & SLL Cases	38
10	Commissionerate & Range Wise Major heads Cases	39 & 40
11	Unit-wise report on Receipts & Disposals under SAKALA services	41-42
12	Comparative Crime Statement – 17	43-44
13	e-Sign details – FIR & Chargesheet	45-46
14	Police IT MT Module log book details	47-49
15	Seva Sindhu – December month report	50
16	District Wise COTPA Statistics	51

## CRIME REVIEW FOR THE MONTH OF DECEMBER – 2023

### 1. Murder

As per the review for the month 119 cases of Murder were reported (4 cases of Murder for gain) as against 98 Murder cases (5 cases of Murder for gain has been reported) in the previous month & 109 Murder cases (4 cases of Murder for gain) in the corresponding month of previous year.

Month	Year	Murder for gain	Other Murders	Total Murder
December	2023	4	115	119
November	2023	5	93	98
December	2022	4	105	109

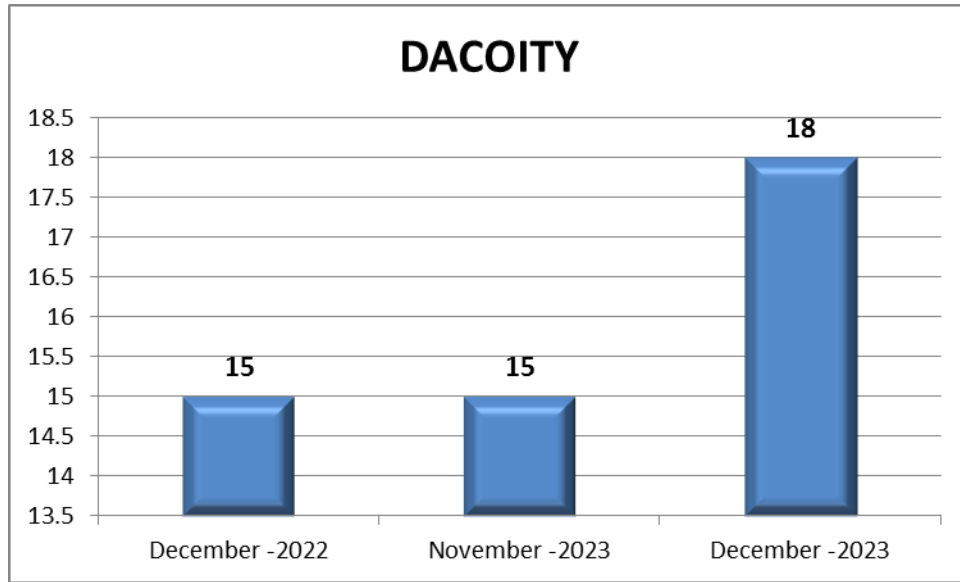


There is an increase in the reported cases of Murder during the current month when compared to the cases of previous month and to the corresponding month of previous year.

## 2. Dacoity

18 cases of Dacoity were reported during the current month as against 15 cases in the previous month and 15 cases in the corresponding month of previous year.

Month	Year	Dacoity Cases
December	2023	18
November	2023	15
December	2022	15



There is an increase in the reported cases of Dacoity during the current month when compared to the cases of previous month and to the corresponding month of previous year.

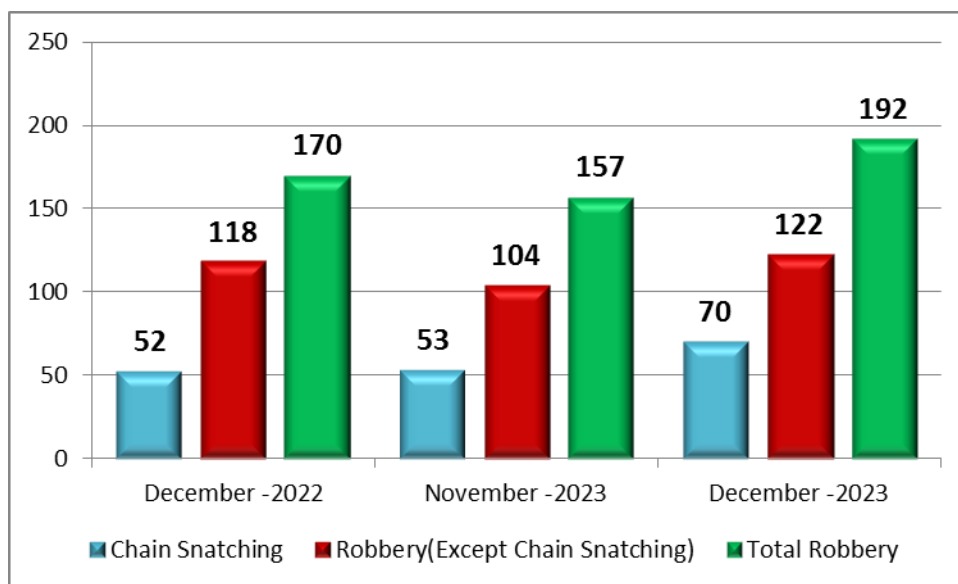
The unit wise break up of Dacoity cases for the month under review is as follows:-

Name of the unit	No. of cases	Name of the unit	No. of cases
Bengaluru City	4	Tumkuru District	2
Dakshina Kannada District	2	Belgavi District	1
Bengaluru District	1	Vijayapura District	1
Chitradurga District	1	Haveri District	1
Kodagu District	1	Mysore District	1
Shivamogga District	1	Uttara Kannada District	1
Vijayanagara District	1		

### 3. Robbery

192 cases of Robbery were reported during the current month (including 70 chain snatching cases) as against 157 cases (53 cases of Chain snatching) in the previous month and 170 cases (52 cases of Chain snatching) in the corresponding month of previous year.

Month	Year	Chain Snatching	Robbery (Except Chain Snatching)	Total Robbery
December	2023	70	122	192
November	2023	53	104	157
December	2022	52	118	170



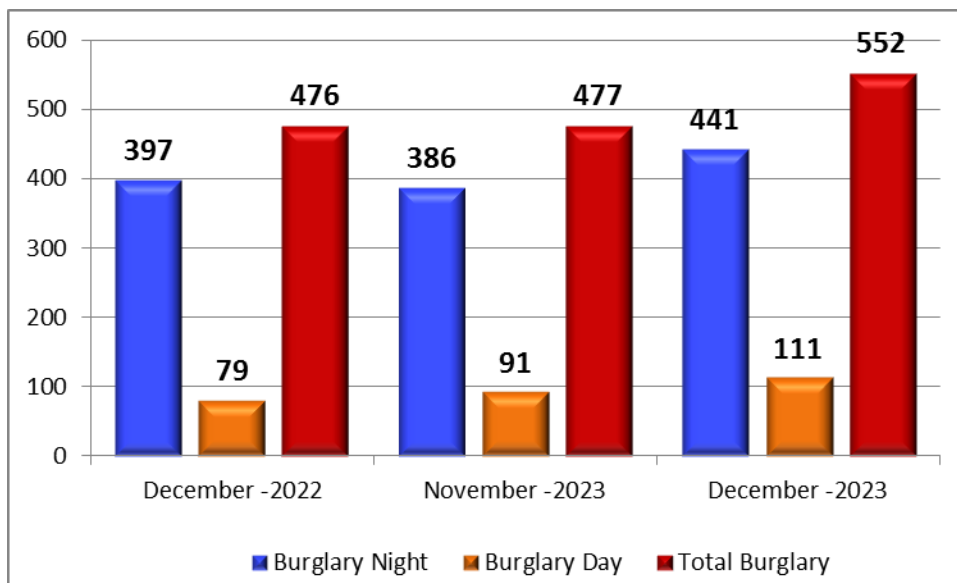
There is an increase in the number of cases reported during the current month under the head Robbery when compared to the cases of previous month and to the corresponding month of previous year.

There is an increase in the number of cases reported during the current month under Chain Snatching when compared to the cases of previous month and to the corresponding month of previous year.

#### 4. Burglary

552 cases of Burglary were reported during the month as against 477 cases in the previous month and 476 cases during the corresponding month of previous year.

Month	Year	Burglary Night	Burglary Day	Total
December	2023	441	111	552
November	2023	386	91	477
December	2022	397	79	476

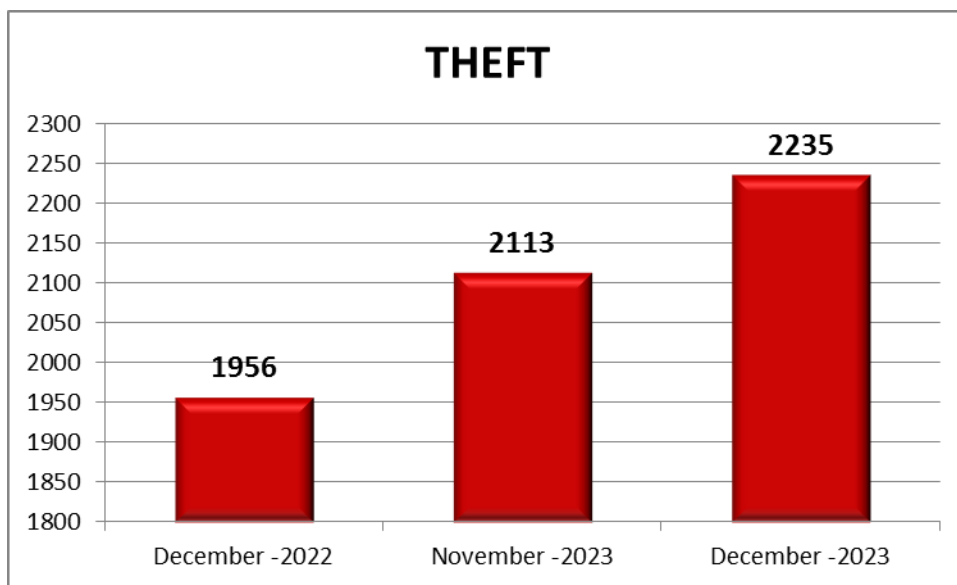


There is an increase in the number of cases reported during the current month under the head burglary, when compared to the reported cases of previous month and to the corresponding month of previous year.

## 5. Theft

2235 cases of Theft were reported during the month as against 2113 cases in the previous month and 1956 cases in the corresponding month of previous year.

Month	Year	Reported
December	2023	2235
November	2023	2113
December	2022	1956

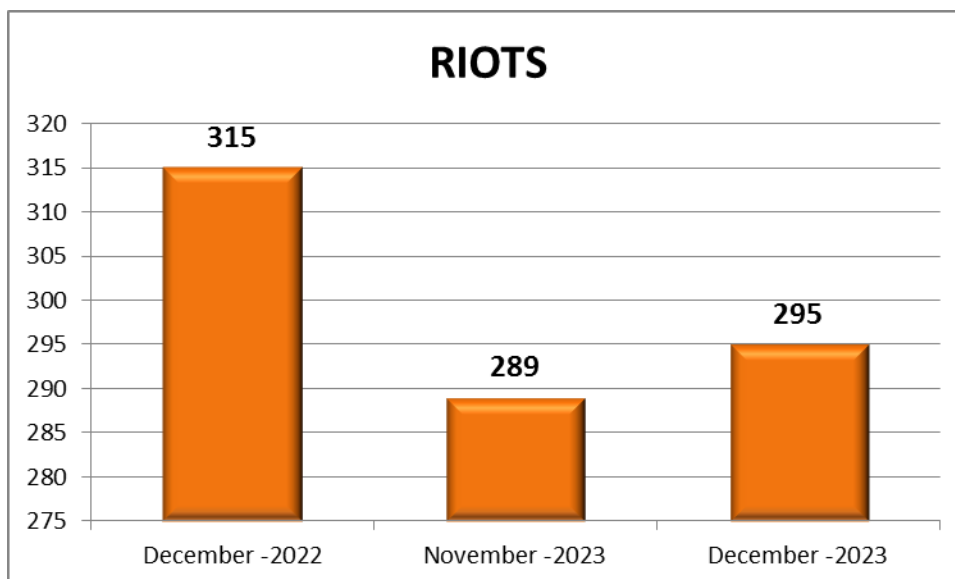


There is an increase in the number of cases reported during the current month under the head theft when compared to the cases of previous month and to the corresponding month of previous year.

## 6. Riots

295 cases were reported during the current month under the category Riots as against 289 cases in the previous month and 315 cases in the corresponding month of previous year.

Month	Year	Riots
December	2023	295
November	2023	289
December	2022	315



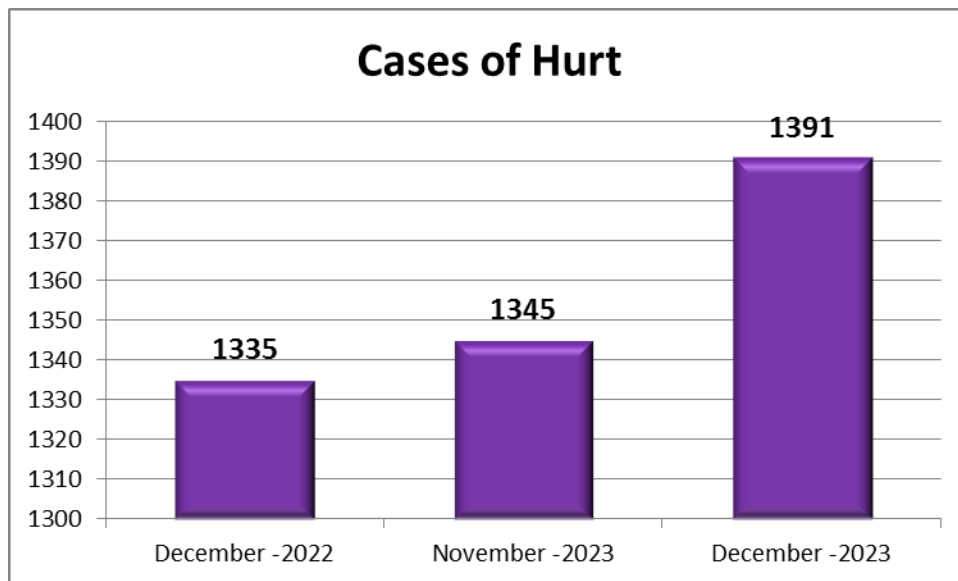
There is an increase in the number of cases reported under this head during the month, when compared to the cases of previous month and a decrease when compared to the corresponding month of previous year.



## 7. Hurt

1391 cases were reported during the current month under the category Hurt as against 1345 cases in the previous month and 1335 cases in the corresponding month of previous year.

Month	Year	Cases of Hurt
December	2023	1391
November	2023	1345
December	2022	1335

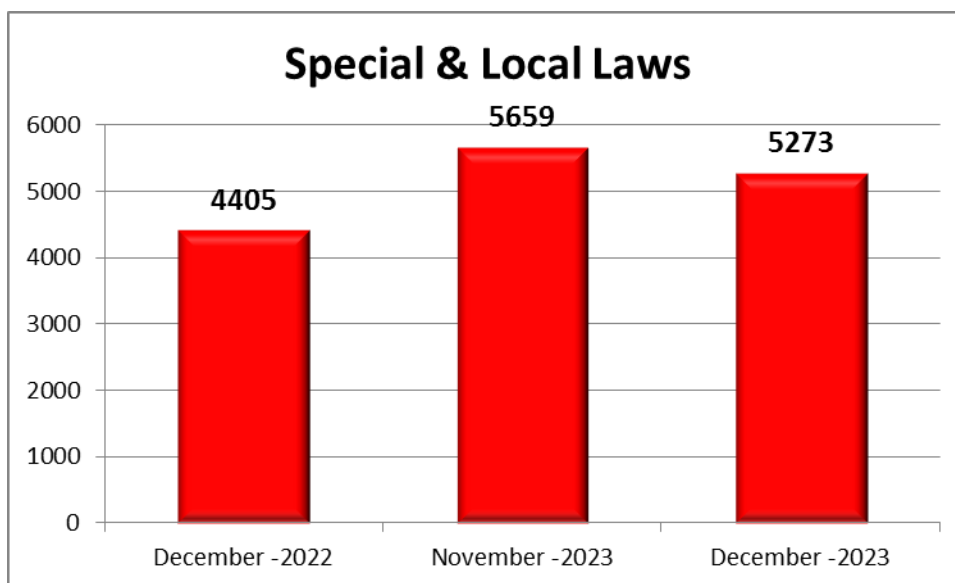


There is an increase in the number of cases reported under this head during the month, when compared to the cases of previous month and to the corresponding month of previous year.

## 8. Special & Local Laws

5273 cognizable cases were registered under Special & Local Laws during the month as against 5659 cases in the previous month and 4405 cases in the corresponding month of previous year.

Month	Year	Special & Local Laws
December	2023	5273
November	2023	5659
December	2022	4405

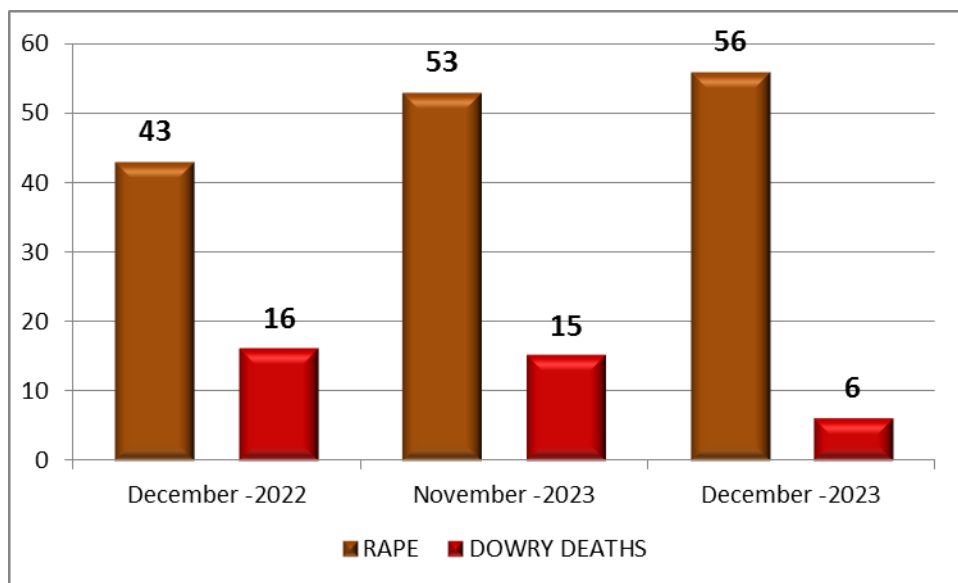


There is a decrease in the number of cognizable cases reported during the month under Special & Local Laws when compared to the cases of previous month and an increase when compared to the corresponding month of the previous year.

## 9. Crime against Women (Rape & Dowry Death)

56 cases of Rape have been reported during the month as against 53 cases in the previous month and 43 cases in the corresponding month of previous year. 6 cases of Dowry Death have been reported during the current month, as against 15 cases in the previous month and 16 cases in the corresponding month of previous year. (Note: Other Crimes against Women are mentioned in Page No.22)

Month	Year	Rape	Dowry Death
December	2023	56	6
November	2023	53	15
December	2022	43	16



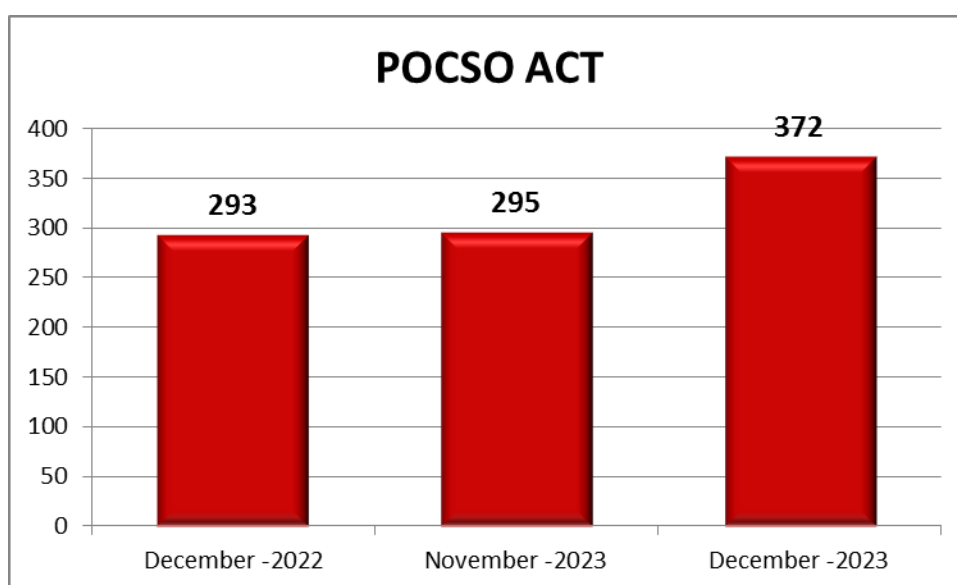
There is an increase in the reported cases under Rape during the current month when compared to the previous month and to the corresponding month of previous year.

There is a decrease in the reported cases of Dowry death during current month when compared to the previous month and to the corresponding month of previous year.

## 10. Protection of Children from Sexual Offences Act (POCSO)

372 cases of POCSO were reported during the current month as against 295 cases in the previous month and 293 in the corresponding month of previous year.

Month	Year	POCSO
December	2023	372
November	2023	295
December	2022	293

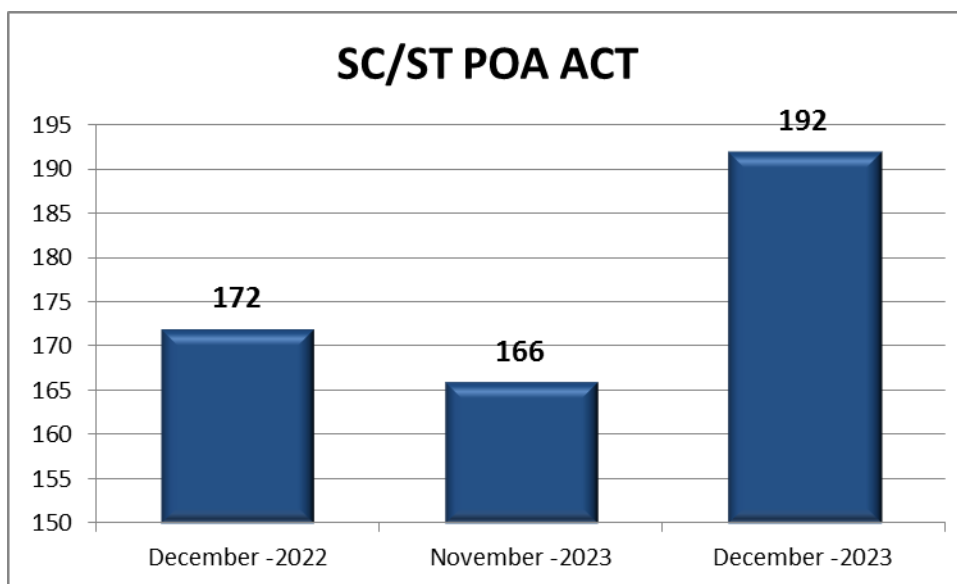


There is an increase in the reported cases under the head POCSO during the current month when compared to the cases of previous month and to the corresponding month of previous year.

### 11. Crimes under SC/ST POA Act

192 cases were reported during the current month under this head as against 166 cases in the previous month and 172 cases in the corresponding month of previous year. (Details are mentioned at Page No.24)

Month	Year	SC/ST POA Act
December	2023	192
November	2023	166
December	2022	172

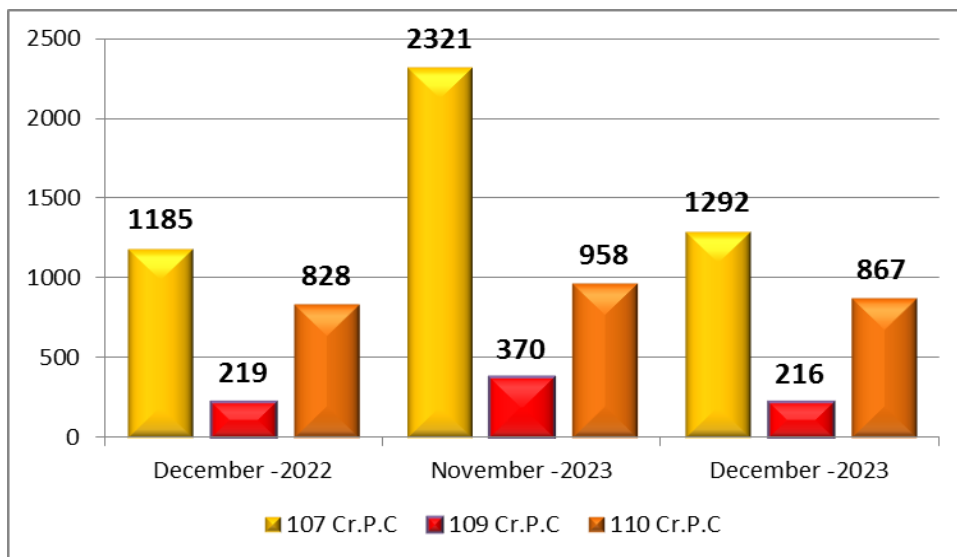


There is an increase in the reported cases under Crime against SC/ST during the current month when compared to the reported cases of previous month and to the corresponding month of previous year.

## 12. Preventive Action Report

1292, 216 & 867 cases u/s 107, 109 & 110 Cr.PC. respectively have been booked during the current month as against 2321, 370 & 958 Preventive Action Report in the previous month and 1185, 219 & 828 Preventive Action Report in the corresponding month of last year.

Month	Year	Security Cases			Total
		107 Cr.PC	109 Cr.PC	110 Cr.PC	
December	2023	1292	216	867	2375
November	2023	2321	370	958	3649
December	2022	1185	219	828	2232

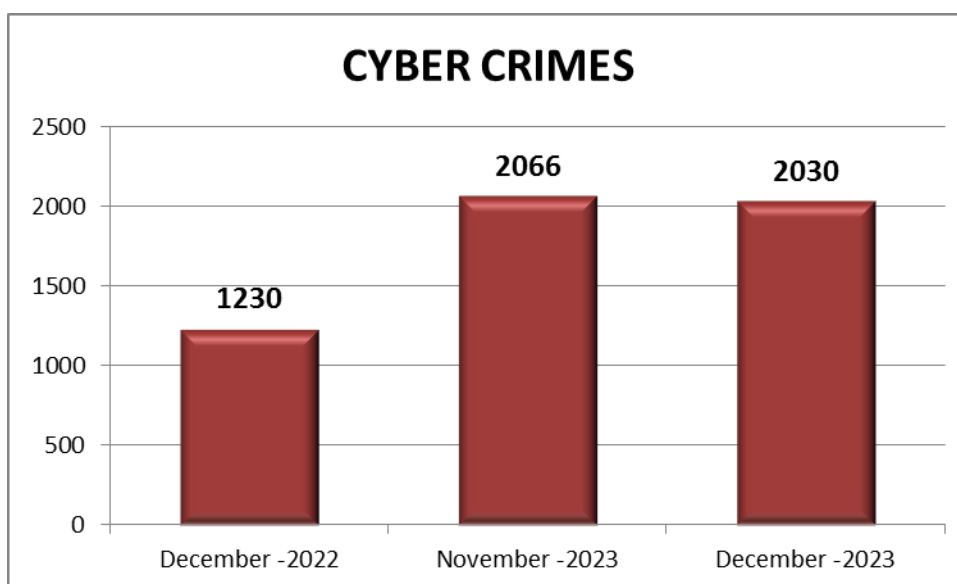


- Under sec 107 Cr.PC. less number of Preventive Action Report have been booked during the current month when compared to the Preventive Action Report of previous month and more when compared to the corresponding month of previous year.
- Under Sec.109 Cr.PC. less number of Preventive Action Report have been booked during the current month when compared to the Preventive Action Report of previous month and to the corresponding month of previous year.
- Under 110 Cr.PC. less number of Preventive Action Report have been booked during the current month when compared to the Preventive Action Report of previous month and more when compared to the corresponding month of previous year.

### 13. Cyber Crimes (Information Technology Act)

2030 cases were reported during the current month under this head as against 2066 cases in the previous month and 1230 cases in the corresponding month of previous year.

Month	Year	Cyber Crimes
December	2023	2030
November	2023	2066
December	2022	1230

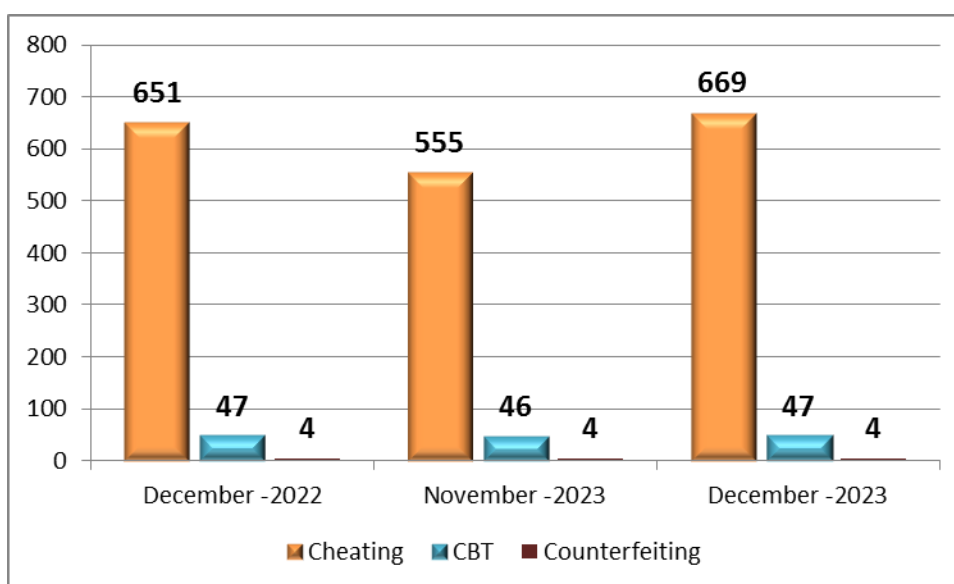


There is a decrease in the reported cases under Cyber Crimes during the current month when compared to the reported cases of previous month and an increase when compared to the corresponding month of previous year.

**14. Economic Offences (Criminal Breach of Trust, Cheating, Counterfeiting)**

720 cases were reported during the current month under Economic Offences (Criminal Breach of Trust-47, Cheating-669 and Counterfeiting-4) as against 605 cases during the previous month and 702 cases in the corresponding month of previous year.

Month	Year	Economic Offences
December	2023	720
November	2023	605
December	2022	702



There is an increase in the reported cases under economic offences during the current month when compared to the reported cases of previous month and to the corresponding month of previous year.

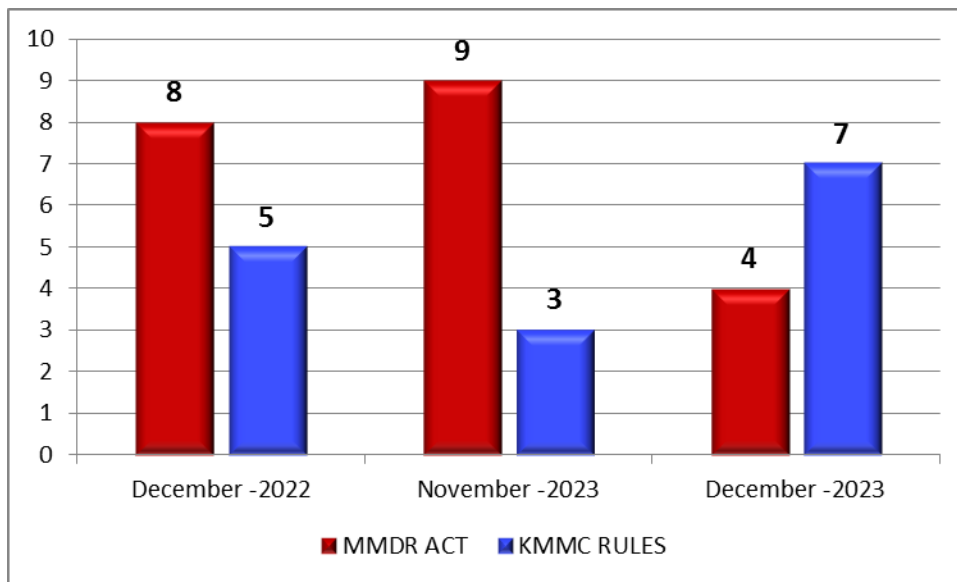


**15. Mines and Minerals (Development & Regulation) Act 1957 & Karnataka Minor Mineral Consistent Rule - 1994**

4 cases of MMDR were reported during the current month under this head as against 9 cases in the previous month and 8 cases in the corresponding month of previous year.

7 cases of KMMCR reported during the current month as against 3 cases in the previous month and 5 cases in the corresponding month of previous year.

Month	Year	MMDR Act	KMMC Rules
December	2023	4	7
November	2023	9	3
December	2022	8	5



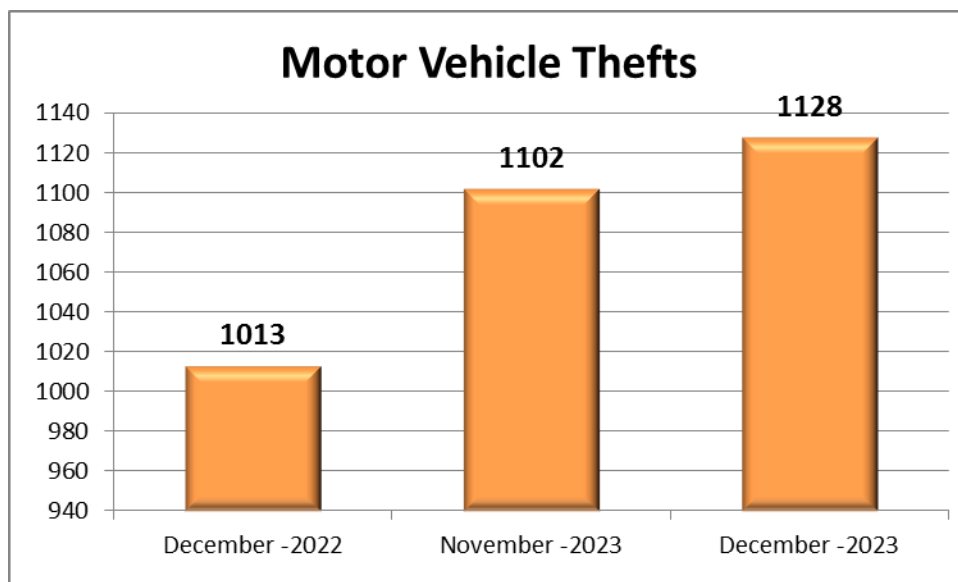
There is a decrease in the reported cases under MMDR during the current month when compared to the reported cases of previous month to the corresponding month of previous year.

There is an increase in the reported cases under KMMCR during the current month when compared to the reported cases of previous month and to the corresponding month of previous year.

## 16. Motor Vehicles Theft cases

1128 cases were reported during the current month under this head as against 1102 cases in the previous month and 1013 cases in the corresponding month of previous year.

Month	Year	Motor Vehicles Theft Cases
December	2023	1128
November	2023	1102
December	2022	1013

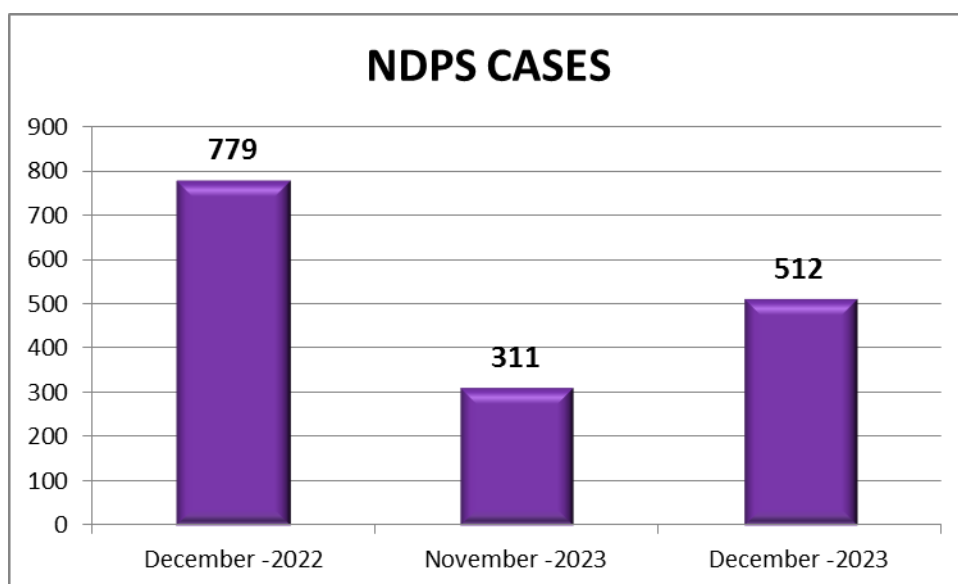


There is an increase in the reported cases under Motor Vehicles Theft cases during the current month when compared to the reported cases of previous month and to the corresponding month of previous year.

## 17. Narcotic Drugs & Pshycotropic Substances (NDPS)

512 cases were reported during the current month under this head as against 311 cases in the previous month and 779 cases in the corresponding month of previous year.

Month	Year	NDPS Cases
December	2023	512
November	2023	311
December	2022	779



There is an increase in the reported cases under NDPS Cases during the current month when compared to the reported cases of previous month and a decrease when compared to the corresponding month of previous year.

\*This Crime Review is based on classification made in Police IT at Police Station level.

\* Crime Review is based on classification made in Police IT on 10/01/2024.

**DISTRICT-WISE REPORTED CASES UNDER VARIOUS HEADS FOR THE MONTH OF DECEMBER - 2023 (AS ON 10/01/2024)**

Sl. No.	Crime Head	Bagalkot	Baillari	Belagavi City	Belagavi Dist	Bengaluru city	Bengaluru District	Bidar	Chamarajanagar	Chickballapura	Chikkamagaluru	Chitradurga	Dakshina kannada	Davanagere	Dharwad	Gadag	Hassan	Haveri	Hubballi Dharwad City	K.G.F	Kalaburagi	Kalaburagi City	Karnataka Railways	Kodagu	Kolar	Koppal	Mandya	Mangalooru City	Mysuru City	Mysuru District	Raichur	Ramanagara	Shivamogga	Tumakuru	Udupi	Uttara kannada	Vijayanagara	Vijayapur	Yadgir	Total	
1	MURDER	2	2	2	3	14	3	6	1	4	3	1	0	0	2	2	3	2	4	1	5	3	0	3	3	4	5	4	0	4	6	8	4	6	0	1	0	6	2	119	
2	DACOITY	0	0	0	1	4	1	0	0	0	0	1	2	0	0	0	0	1	0	0	0	0	0	1	0	0	0	0	0	1	0	0	1	0	0	1	1	1	0	0	16
3	ROBBERY	0	0	2	0	72	6	3	1	0	2	1	0	1	1	1	1	2	3	1	0	5	0	0	0	1	0	1	1	0	0	4	6	1	4	0	1	0	0	122	
3a	CHAIN SNATCHING	0	0	1	2	13	8	0	4	1	0	0	2	1	0	1	3	1	1	0	0	2	3	0	0	0	6	0	2	1	0	4	4	10	0	0	0	0	0	70	
4a	BURGLARY - DAY	5	0	0	7	23	11	2	0	3	2	1	1	3	1	0	0	3	0	2	7	2	0	0	1	2	4	1	0	0	2	2	9	9	1	1	1	3	2	111	
4b	BURGLARY - NIGHT	4	8	14	16	57	32	13	10	9	5	15	6	15	5	9	14	19	3	7	9	11	0	4	7	10	11	0	4	19	7	18	14	22	6	16	4	12	6	441	
5	THEFT	35	31	18	44	902	150	35	12	37	34	37	26	45	14	22	45	48	26	11	18	32	77	11	33	13	34	13	27	35	42	65	40	85	28	22	23	47	18	2235	
6	RIOTS	8	8	4	16	26	13	7	6	15	3	16	7	7	4	1	11	27	3	2	8	5	0	2	7	8	4	1	0	7	15	4	19	9	1	6	2	8	5	295	
7	CASES OF HURT	8	14	12	50	306	52	39	17	46	44	60	17	26	5	14	74	23	18	13	16	9	4	27	10	14	64	19	29	65	22	50	49	59	29	41	10	28	8	1391	
8	Spl & Local laws	71	144	12	60	2178	152	81	81	99	64	95	21	128	57	93	100	66	91	35	87	46	11	30	76	164	77	199	66	46	87	85	217	126	65	65	69	81	48	5273	
9a	RAPE	0	0	1	3	19	1	1	1	0	0	1	1	1	0	2	0	1	1	0	1	3	0	0	1	0	0	0	2	2	0	0	3	2	2	1	2	2	2	56	
9b	DOWRY DEATHS	1	0	0	0	1	0	0	1	1	0	1	0	0	0	0	0	0	0	0	0	0	0	0	1	0	0	0	0	0	0	0	0	0	0	0	0	0	0	0	6
10	POCSO	3	6	2	6	39	6	6	12	17	8	11	6	6	3	2	13	6	4	17	7	2	0	8	49	5	25	5	10	10	3	9	15	14	9	7	10	7	4	372	
11	SC ST & POA Act	5	2	2	2	32	7	1	5	8	5	5	3	7	3	3	6	5	4	0	6	1	0	3	4	5	7	2	2	6	5	9	9	14	5	4	0	4	1	192	
12a	107 Cr.P.C.	46	67	22	75	56	19	57	13	44	55	34	13	10	29	18	29	15	13	25	34	26	0	25	18	52	17	69	1	74	18	19	49	92	27	54	22	36	19	1292	
12b	109 Cr.P.C.	20	4	6	6	34	5	5	1	7	3	5	0	9	6	7	8	3	0	2	5	3	11	0	1	5	5	0	1	4	9	1	1	24	3	3	3	4	2	216	
12c	110 Cr.P.C.	7	1	4	13	183	75	16	8	73	4	1	34	8	7	9	87	0	47	24	15	6	1	0	14	0	37	19	16	35	8	11	1	30	28	0	1	41	3	867	
13	CYBER CRIME	6	5	4	5	1645	81	2	3	33	10	10	2	17	6	13	11	7	31	8	3	3	0	9	4	1	2	11	21	3	2	8	12	20	10	9	2	10	1	2030	
14a	Cr. Br. of Trust	0	0	0	0	24	3	3	0	1	0	0	0	0	0	0	0	0	1	0	0	1	0	0	1	2	1	0	2	0	0	1	1	2	1	2	1	0	0	47	
14b	CHEATING	5	6	10	20	342	60	3	3	4	3	10	7	9	1	3	12	8	8	3	1	4	0	3	3	2	10	18	5	10	5	9	15	24	8	11	3	13	8	669	
14c	COUNTERFEITING	0	0	0	0	2	0	0	0	0	0	0	0	0	0	0	0	0	0	0	0	0	0	0	0	0	0	1	0	0	0	0	0	1	0	0	0	0	0	4	
15	KMMC	0	0	0	0	0	0	0	0	0	0	0	0	0	0	0	0	0	0	0	1	0	0	0	0	0	0	0	0	0	0	0	0	3	0	0	0	0	3	7	
15a	MMDR	0	0	0	0	0	0	0	0	0	0	1	0	0	0	0	0	0	0	0	0	0	0	0	0	0	0	0	0	1	0	0	0	1	0	0	1	0	0	4	
16	Motor vehicles Theft Cases	23	15	14	27	484	88	20	6	21	14	9	6	27	7	15	15	30	11	6	2	21	4	4	22	7	22	4	18	20	10	35	24	42	4	8	8	29	6	1128	
17	NDPS Cases	3	21	0	4	57	33	2	9	2	10	7	1	33	3	10	15	2	16	5	3	7	6	2	2	1	13	150	8	0	3	14	25	6	11	12	10	5	1	512	

**CRIME REVIEW FOR THE MONTH OF DECEMBER - 2023 (As on 10/01/2024)**

Sl. No.	Heads of Crime	During the current year upto the end of month under review	During the corresponding month of previous year	During the previous month	During the current month
	<b>A - IPC Crime</b>				
1	<b>Murder (Sec.302/303 IPC)</b>				
	For gain	26	4	5	4
	Over Property Dispute	24	2	2	4
	Due to Personal Vendetta or enmity	30	0	1	2
	Due to Sexual jealousy	20	2	0	0
	For dowry by burning	0	0	0	0
	For dowry by other means	13	1	2	2
	Due to Communalism	1	0	0	0
	Due to Casteism	1	0	0	0
	Witch Craft (Sorcery)	0	0	0	0
	For Human Sacrifice	0	0	0	0
	Due to Terrorism/Naxalism / Extremism	0	0	0	0
	For Political Reasons	0	2	0	0
	Due to Adultery	24	0	1	3
	Civil Disputes	62	0	9	6
	Electoral Gain	0	0	0	0
	Gang Rivalry	1	0	0	0
	Love Intrigue	19	4	2	2
	Professional	0	0	0	0
	Psychopathic/Serial Killer/Lunacy	0	0	0	0
	Rape with Murder	11	0	0	0
	Revenge/Enmity	54	6	2	7
	Sudden Quarrel	112	5	8	5
	Village Dispute	0	0	0	0
	Custodial	0	0	0	0
	Due to Other Causes	898	83	66	84
	<b>Sub Total</b>	<b>1296</b>	<b>109</b>	<b>98</b>	<b>119</b>
2	<b>ATTEMPT TO MURDER (Sec. 307 IPC)</b>				
	For Gain	27	4	1	1
	Over Property Dispute	61	7	3	6
	Due to Personal Vendetta or enmity	116	4	7	11
	Due to Sexual jealousy	14	2	0	0
	For Dowry other Means	41	1	2	2
	Dowry By Burning	1	1	1	0
	Due to Communalism	7	0	2	0
	Due to Casteism	3	0	0	0
	Witch Craft (Sorcery)	0	0	0	0
	For Human Sacrifice	1	0	0	0
	Terrorism /Naxalism / Extremism	0	0	0	0
	For Political Reasons	28	2	1	1
	Adultery	10	0	1	2
	Electoral Gain	0	0	0	0
	Gang Rivalry	2	0	0	0
	Love Intrigue	21	3	0	4
	Professional	8	0	0	3
	Rape	1	0	0	0
	Revenge/Enmity	237	7	16	20
	Sudden Quarrel	253	12	24	13
	Village Dispute	9	0	2	0
	Due to Other Causes	1738	135	162	134
	Civil Disputes	295	24	16	28
	<b>Sub Total</b>	<b>2873</b>	<b>202</b>	<b>238</b>	<b>225</b>

Sl. No.	Heads of Crime	During the current year upto the end of month under review	During the corresponding month of previous year	During the previous month	During the current month
3	<b>CULPABLE HOMICIDE NOT AMOUNTING TO MURDER (Sec.304 IPC)</b>				
	For Gain	0	0	0	0
	Over Civil Dispute	0	0	0	0
	Due to Personal Vendetta or enmity	1	0	0	0
	Due to Sexual jealousy	0	0	0	0
	For Dowry	1	0	0	0
	Due to Communalism	0	0	0	0
	Due to Casteism	0	0	0	0
	Witch Craft (Sorcery)	0	0	0	0
	For Human Sacrifice	0	0	0	0
	Terrorism /Naxalism / Extremism	0	0	0	0
	For Political Reasons	0	0	0	0
	Adultery	0	0	0	0
	Property Disputes	0	0	0	0
	Electoral Gain	1	0	0	0
	Gang Rivalry	0	0	0	0
	Love Intrigue	0	0	0	0
	Professional	0	0	0	0
	Sudden Quarrel	5	0	0	0
	Due to Other Causes	64	6	5	5
	<b>Sub Total</b>	<b>72</b>	<b>6</b>	<b>5</b>	<b>5</b>
4	<b>ATTEMPT TO CULPABLE HOMICIDE NOT AMOUNTING TO MURDER (Sec. 308 IPC)</b>				
	For Gain	1	0	1	0
	Over Civil Dispute	2	0	0	1
	Due to Personal Vendetta or enmity	0	0	0	0
	Due to Sexual jealousy	0	0	0	0
	For Dowry	0	0	0	0
	Due to Communalism	0	0	0	0
	Due to Casteism	0	0	0	0
	Witch Craft (Sorcery)	0	0	0	0
	For Human Sacrifice	0	0	0	0
	Terrorism /Naxalism / Extremism	0	0	0	0
	For Political Reasons	3	0	0	0
	Due to Other Causes	26	1	2	2
	Adultery	0	0	0	0
	Property Disputes	2	2	0	0
	Electoral Gain	1	0	0	0
	Gang Rivalry	0	0	0	0
	Love Intrigue	0	0	0	0
	Professional	0	0	0	0
	Sudden Quarrel	10	0	0	2
	<b>Sub Total</b>	<b>45</b>	<b>3</b>	<b>3</b>	<b>5</b>
5	<b>RAPE (Sec.376, 376(A) to 376 (D) IPC)</b>				
	Custodial Rape	1	0	0	0
	Attempt to Commit	11	1	0	2
	By a Gang	7	0	0	0
	By Parents	0	0	0	0
	By Hospital Staff	2	0	0	0
	By Husband During SepARATION	11	1	0	3
	By Neighbours	41	1	5	5
	By Relatives	41	5	4	2
	In Jail Custody	0	0	0	0
	In Remand Home	0	0	0	0
	InCest	0	0	0	0
	Known Person	370	27	34	33
	Unknown Person	9	1	1	1
	Due to Other Causes	113	7	9	10
	On Minor	0	0	0	0

Sl. No.	Heads of Crime	During the current year upto the end of month under review	During the corresponding month of previous year	During the previous month	During the current month
	<b>Sub Total</b>	<b>606</b>	<b>43</b>	<b>53</b>	<b>56</b>
6	<b>KIDNAPPING AND ABDUCTION (Sec.360, 361, 363 to 369 IPC)</b>				
	Missing - Boy	2222	144	220	211
	Missing - Girl	909	61	102	74
	For Ransom - of Children	10	1	2	3
	For Ransom - of Children for Begging	0	0	0	0
	For Ransom - of Women	6	2	1	0
	For Ransom - of Girls for Immoral Purpose	2	0	1	0
	For Ransom - of Others	59	6	6	5
	Procuration of Minor Girls - For Prostitution	0	0	0	0
	Procuration of Minor Girls - Importring of Girl	0	0	0	0
	Procuration of Minor Girls - For other Purpose	7	2	0	0
	Espionage	0	0	0	0
	Intent to Steal From Child	0	0	0	0
	Murder (Homicide)	0	0	0	0
	Obtain Signature Forcibly	0	0	0	0
	Recovering Loan	3	0	1	0
	Settling any Disputes	14	0	0	2
	Unnatural Lust / Illicit Intercourse	1	0	0	0
	Wrongful Confinement	9	2	0	2
	For Exporting	0	0	0	0
	From Lawful Guardianship	1	0	0	0
	For Camel Racing Etc.	0	0	0	0
	To Compel For Marriage	18	1	1	2
	For Slavery	0	0	0	0
	For Stealing From its Person	0	0	0	0
	Others	522	40	44	37
	<b>Sub Total</b>	<b>3783</b>	<b>259</b>	<b>378</b>	<b>336</b>
7	<b>DACOITY (Sec. 395 to 398 IPC )</b>				
	At ATM	0	0	0	0
	At Residential Premises	28	2	2	2
	On Highways	38	1	3	3
	In Trains	1	0	0	0
	At Banks	0	0	0	0
	At Commercial Places / Establishments	9	2	2	0
	On Other Roads	48	7	5	5
	In Other Places	55	3	3	6
	River & Sea	0	0	0	0
	<b>Sub Total</b>	<b>179</b>	<b>15</b>	<b>15</b>	<b>16</b>
7a	<b>Preparation And Assembly for Dacoity</b>	136	15	13	10
8	<b>Robbery (Sec.392 to 394 IPC)</b>				
	At ATM	0	0	0	0
	At Residential Premises	187	20	14	16
	On Highways	105	10	7	9
	In Trains	5	2	1	0
	At Banks	3	0	0	0
	At Commercial Places / Establishments	107	7	9	13
	In Other Places	780	74	69	74
	Chain Snatching	636	52	53	70
	Attempt to Commit	67	5	4	10
	<b>Sub Total</b>	<b>1890</b>	<b>170</b>	<b>157</b>	<b>192</b>
9	<b>BURGLARY - NIGHT (Sec. 380 IPC R/W 453 TO 460, 462 IPC)</b>				
	At Residential Premises	2749	241	196	259
	On Highways	4	0	1	0
	In Trains	0	0	0	0
	At Banks	52	7	4	6
	At Commercial Places / Establishments	912	58	90	78
	In Other Places	750	55	71	67
	Temple Theft	385	36	24	31
	<b>Sub Total</b>	<b>4852</b>	<b>397</b>	<b>386</b>	<b>441</b>

Sl. No.	Heads of Crime	During the current year upto the end of month under review	During the corresponding month of previous year	During the previous month	During the current month
10	<b>BURGLARY - DAY (Sec. 380 IPC R/W 453 TO 460, 462 IPC)</b>				
	At Residential Premises	1038	65	79	99
	On Highways	2	0	0	0
	In Trains	0	0	0	0
	At Banks	3	0	1	0
	At Commercial Places / Establishments	43	4	5	7
	In Other Places	71	6	6	5
	Temple Theft	24	4	0	0
	<b>Sub Total</b>	<b>1181</b>	<b>79</b>	<b>91</b>	<b>111</b>
	<b>Total Burglary (Burglary Day + Burglary Night)</b>	<b>6033</b>	<b>476</b>	<b>477</b>	<b>552</b>
11	<b>THEFT (Sec.379 to 389 IPC)</b>				
	Of Automobiles - Of Tractors	159	15	12	15
	Attempt to commit	63	5	7	5
	At ATM	13	1	1	3
	Of sand	1251	125	96	95
	Communication And Elec. Wire	267	22	22	21
	Of Cattle	424	34	29	39
	Of Cycle	143	12	12	14
	Of Automobiles - Of Lorries/Trucks	147	11	9	12
	Of Automobiles - Of Buses	10	0	2	1
	Of Automobiles - Of Cars / Jeeps	296	18	23	24
	Of Automobiles - Of Two Wheelers	12438	940	1035	1051
	Of Automobies - of Three Wheelers	295	29	21	25
	Of Accessories of Motor Vehicle	284	23	28	35
	Govt. Vehicle	1	0	0	0
	Electronic Goods (Radio, TV, VCR, Acs, Office Automation Equipments)	1864	154	128	158
	Of Fire Arms	9	1	0	2
	Of Explosives	2	0	0	0
	Of Cultural - Idols	6	0	1	1
	Of Cultural - Painting	4	0	0	0
	Of Cultrual - Others	296	22	36	30
	Cash	699	64	57	82
	Jewellery	1477	101	151	157
	Other Items Not Included Above	2149	167	219	201
	In Running Train	65	10	5	6
	Extortion	237	17	17	26
	House Theft	2147	149	165	173
	Servant Theft	449	36	37	59
	<b>Sub Total</b>	<b>25195</b>	<b>1956</b>	<b>2113</b>	<b>2235</b>
12	<b>RIOTS (Sec.141 to 153 IPC)</b>				
	Land Dispute	1108	102	77	96
	Employee - Govt.	1	1	0	0
	Labour - Private Sector	3	0	1	0
	Labour - Public Sector	2	0	0	0
	Linguistic	15	0	1	11
	Political	70	0	1	0
	Regional	6	0	0	2
	Sectarian	0	0	0	0
	Students	7	1	0	1
	Tribal	1	0	0	0
	Due to Village Disputes	15	1	3	0
	Communal	5	1	1	0
	Industrial	4	0	0	0
	Caste	5	1	0	0
	Agrarian	2	0	0	0
	Others	2626	208	205	185
	<b>Sub Total</b>	<b>3870</b>	<b>315</b>	<b>289</b>	<b>295</b>
13	<b>OFFENCES AGAINST STATE (Sec. 121 to 130, except 124(A) IPC)</b>	0	0	0	0
14	<b>OFFENCES PROMOTING ENEMITY (Sec. 153(A), 154(B) &amp; 505 IPC)</b>	100	4	10	6
15	<b>CRIMINAL BREACH OF TRUST</b>	504	47	46	47



Sl. No.	Heads of Crime	During the current year upto the end of month under review	During the corresponding month of previous year	During the previous month	During the current month
16	<b>CHEATING (Sec.417 to 420 IPC)</b>	6935	651	555	<b>669</b>
17	<b>COUNTERFEITING (Sec. 231 to 263 (A), 489(A) to 489 (E) IPC )</b>				
	Stock Share, Debenture Certificate	0	0	0	<b>0</b>
	Usage of Counterfeit Stamp	0	0	0	<b>0</b>
	Of Coins (Sec 231 to 254 IPC)	0	0	0	<b>0</b>
	Of Stamps (Sec.255 to 263(A) IPC)	0	0	0	<b>0</b>
	Of Currency Notes And Bank Notes (Sec. 489 (A) to 489 (E) IPC)	27	4	3	<b>4</b>
	Of Others	2	0	1	<b>0</b>
	<b>Sub Total</b>	<b>29</b>	<b>4</b>	<b>4</b>	<b>4</b>
18	<b>FORGERY (Sec. 465, 468, 471, 473, 476, 477 &amp; 477(A) IPC</b>				
	Forgery	371	32	34	<b>40</b>
	Organised (Racket)	1	0	0	<b>0</b>
	Forgery of Passport	0	0	0	<b>0</b>
	Other Forgery	175	20	15	<b>14</b>
	<b>Sub Total</b>	<b>547</b>	<b>52</b>	<b>49</b>	<b>54</b>
19	<b>CASES OF HURT (Sec. 323 to 335 IPC except 328, 332, 333)</b>				
	Acid Attack (326(a))	2	0	0	<b>0</b>
	Attempt to Acid Attack (326(b))	4	0	0	<b>3</b>
	Grievous Hurt	1420	93	110	<b>93</b>
	Simple Hurt	15972	1242	1235	<b>1295</b>
	Custodial	1	0	0	<b>0</b>
	<b>Sub Total</b>	<b>17399</b>	<b>1335</b>	<b>1345</b>	<b>1391</b>
20	<b>ADULTERATION (Sec. 272, 273 to 276 IPC)</b>				
	Attempt to Commit	0	0	0	<b>0</b>
	Alcoholic Drink (Liquor)	1	0	0	<b>0</b>
	Cement & Chemical/Fertiliser	0	0	0	<b>0</b>
	Cosmetics	0	0	0	<b>0</b>
	Diesel	0	0	0	<b>0</b>
	Drug/Medicine	1	1	0	<b>0</b>
	Edible Oil	2	0	0	<b>0</b>
	Food Grain	1	1	0	<b>0</b>
	Kerosene	0	0	0	<b>0</b>
	Life Saving Drug	0	0	0	<b>0</b>
	Mobile Oil	0	0	0	<b>0</b>
	Petrol	0	0	0	<b>0</b>
	Petroleum Product	0	0	0	<b>0</b>
	Soft Drinks	1	0	0	<b>0</b>
	Spices	0	0	0	<b>0</b>
	Others	17	0	0	<b>3</b>
	<b>Sub Total</b>	<b>23</b>	<b>2</b>	<b>0</b>	<b>3</b>
21	<b>AFFRAY (Sec. 160 IPC )</b>	546	30	46	<b>32</b>
22	<b>ARSON (Sec. 435, 436, 438 IPC )</b>				
	Agricultural Produce	63	2	6	<b>6</b>
	Attemp to Commit	4	0	0	<b>0</b>
	Boat / Ship	0	0	0	<b>0</b>
	Dwelling House	19	1	0	<b>2</b>
	Educational Institution	1	0	0	<b>0</b>
	Govt. Property	6	0	0	<b>1</b>
	Industrial Establishment	3	1	0	<b>0</b>
	Place of worship	4	0	0	<b>1</b>
	Public Place	18	7	3	<b>0</b>
	Railway Property	1	0	0	<b>1</b>
	Vital Installation	0	0	0	<b>0</b>
	Warehouse (Godown)	4	0	0	<b>0</b>
	Others	151	18	12	<b>12</b>
	<b>Sub Total</b>	<b>274</b>	<b>29</b>	<b>21</b>	<b>23</b>
23	<b>ASSAULT (Sec 356, 357 IPC)</b>				
	Attempt To Commit	5	0	0	<b>2</b>
	On Contractor	0	0	0	<b>0</b>
	On Domestic Servant	0	0	0	<b>0</b>
	On Labourer	3	0	0	<b>0</b>
	On Man (General)	10	2	0	<b>0</b>
	On Man (SC)	1	0	0	<b>0</b>
	On Man (ST)	0	0	0	<b>0</b>
	On Manager/Executive (Other Than Public Servant)	0	0	0	<b>0</b>

Sl. No.	Heads of Crime	During the current year upto the end of month under review	During the corresponding month of previous year	During the previous month	During the current month
	On Member of Clergy (Christian, Budhist, Jain, Sikh)	0	0	0	0
	Member of Legislative Assembly / Council (MLA/MLC)	0	0	0	0
	On Member of Parliament (MP)	0	0	0	0
	On other Dignitaries /Public Figures	2	1	0	0
	On Press	1	0	0	0
	On Professional	1	0	0	0
	On Public Servant	1	0	0	0
	On Student	0	0	0	0
	On Teacher	0	0	0	0
	On Women (General)	12	1	0	1
	On Woman (SC)	0	0	0	0
	On Woman (ST)	0	0	0	0
	<b>Sub Total</b>	<b>36</b>	<b>4</b>	<b>0</b>	<b>3</b>
24	<b>COMMUNAL / RELIGION (Sec. 295 to 297 IPC)</b>				
	Attempt to Commit	7	0	1	1
	Caste Issue	10	0	0	1
	Communal Issue	66	2	11	6
	Linguistic Issue	2	0	1	0
	Political Issue	5	0	0	0
	Racial/Ethnic Issue	1	0	1	0
	Regional Issue	11	2	1	2
	Religious Issue	86	5	14	6
	Sectarian Issue	1	0	0	0
	Others	90	7	11	13
	<b>Sub Total</b>	<b>279</b>	<b>16</b>	<b>40</b>	<b>29</b>
25	<b>CRIMINAL CONSPIRACY (Sec. 120(B), 121(A) IPC)</b>				
	Conspiracy To Wage War	2	0	0	1
	Related to Substantive Offence	2	2	0	0
	Others	31	2	2	9
	<b>Sub Total</b>	<b>35</b>	<b>4</b>	<b>2</b>	<b>10</b>
26	<b>CRIMINAL INTIMIDATION (Sec. 504 to 508 IPC)</b>	2374	173	187	252
27	<b>CRIMINAL MISAPPROPRIATION (Sec. 403, 404 IPC)</b>				
	Attempt to Commit	0	0	0	0
	Bank	0	0	0	0
	Business Establishment	2	0	0	0
	Charitable Organisation	0	0	0	0
	Chitfund Organisation	0	0	0	0
	Co-operative Organisation	0	0	0	0
	Commercial Establishment/Shop	0	0	0	0
	Customs Department	0	0	0	0
	Excise Department	0	0	0	0
	Financial Institution	0	0	0	0
	Income Tax Department	0	0	0	0
	Other Government Organisation	2	1	0	0
	Postal Department	1	0	0	0
	Public Sector Undertakings	0	0	0	0
	Railway Department	0	0	0	0
	Revenue Department	0	0	0	0
	Sales Tax Department	0	0	0	0
	Social Organisation (Aided) (N)	0	0	0	0
	Transport Authority	0	0	0	0
	Trust - Other than religious	0	0	0	0

Sl. No.	Heads of Crime	During the current year upto the end of month under review	During the corresponding month of previous year	During the previous month	During the current month
	Trust - Religious	0	0	0	0
	Others	7	2	1	0
	<b>Sub Total</b>	<b>12</b>	<b>3</b>	<b>1</b>	<b>0</b>
28	<b>CRIMINAL TRESPASS (Sec.447 to 452 IPC)</b>				
	Attempt to Commit	11	0	0	0
	Club	3	0	1	1
	Hostel	2	0	1	0
	Hotel	15	1	1	3
	House	617	50	50	69
	Land	1419	120	114	140
	Office	65	2	4	6
	Prohibited Places	14	0	0	1
	Religious Place	15	0	0	2
	Restricted Area	19	1	2	1
	Others	239	15	24	27
	<b>Sub Total</b>	<b>2419</b>	<b>189</b>	<b>197</b>	<b>250</b>
29	<b>CRUELTY BY HUSBAND (Sec. 498(A) IPC)</b>				
	Husband	1109	80	97	82
	Husband And Relative(S) in Law	1390	122	102	116
	Relative(S) in Law	32	1	2	4
	Dowry Harassment	474	25	30	53
	Prevention of Gaming	0	0	0	0
	<b>Sub Total</b>	<b>3005</b>	<b>228</b>	<b>231</b>	<b>255</b>
30	<b>DOWRY DEATHS (Sec.304(B) IPC)</b>				
	By Husband	9	0	0	0
	By Husband And Relatives In Law	69	9	7	1
	By Relatives in Law	0	0	0	0
	By Burning	4	0	1	0
	By Hanging	67	6	7	5
	By Other Means	7	1	0	0
	<b>Sub Total</b>	<b>156</b>	<b>16</b>	<b>15</b>	<b>6</b>
31	<b>DEATHS DUE TO RASHNESS/NEGLIGENCE (Sec.304(A) IPC)</b>				
	Electrocution	21	4	1	0
	Adulterated Food/Drug	0	0	0	0
	Accident by Air	1	0	0	0
	Boat Accident	0	0	0	0
	Bridge/Dam Collapse	0	0	0	0
	Building Collapse	9	1	0	0
	Caused By Animal	3	0	0	0
	Death Due to Other Cause	73	2	7	8
	Electrocution Accident	59	5	4	3
	Explosion Accident	1	0	0	0
	Fire accident	1	0	0	1
	Gas Leakage Accident	3	0	0	0
	Improper Infrastructure In Construction	79	7	8	10
	Improper Medical Treatment	3	1	0	0
	In Custody of Public Servant	0	0	0	0
	In Jail/Judicial Custody	1	0	1	0
	In Police Custody	0	0	0	0
	Industrial Accident (Factory)	4	2	1	0
	Inflammable Substance	0	0	0	0
	Mine Accident	1	0	0	1
	Poisonous Substance	0	0	0	0
	Quarry Accident	1	0	0	0
	Spurious Liquor (Hooch) Accident	0	0	0	0
	Railway Accident	0	0	0	0
	Others	83	8	9	9
	<b>Sub Total</b>	<b>343</b>	<b>30</b>	<b>31</b>	<b>32</b>
32	<b>MOTOR VEHICLE ACCIDENTS FATAL (Sec.304(A) IPC)</b>				
	National Highways	3933	349	345	316
	State Highways	3186	271	254	321
	Other Roads	4244	370	350	355
	Other Places	192	18	22	19
	<b>Sub Total</b>	<b>11555</b>	<b>1008</b>	<b>971</b>	<b>1011</b>

Sl. No.	Heads of Crime	During the current year upto the end of month under review	During the corresponding month of previous year	During the previous month	During the current month
33	<b>MOTOR VEHICLE ACCIDENTS NON-FATAL (Sec.279, 337, 338 IPC)</b>				
	National Highways	10280	852	861	944
	State Highways	7268	601	624	665
	Other Roads	13885	1153	1117	1334
	Other Places	461	32	32	36
	<b>Sub Total</b>	<b>31894</b>	<b>2638</b>	<b>2634</b>	<b>2979</b>
34	<b>DEATHS-MISCARRIAGE (Sec.312, 313, 314 IPC)</b>				
	Child	11	0	0	1
	Woman	0	0	0	0
	Women and Child	1	0	0	0
	<b>Sub Total</b>	<b>12</b>	<b>0</b>	<b>0</b>	<b>1</b>
35	<b>DEFENCE FORCES OFFENCES RELATING (also relating to desertion) (Sec.131 to 140, except 136 IPC)</b>				
	Air Force	0	0	0	0
	Army	0	0	0	0
	Navy	0	0	0	0
	<b>Sub Total</b>	<b>0</b>	<b>0</b>	<b>0</b>	<b>0</b>
36	<b>ESCAPE FROM LAWFUL CUSTODY AND RESISTANCE (Sec.224, 225, 225(B) IPC)</b>				
	From Jail Custody	12	0	0	0
	From Police Custody	25	1	3	0
	Others	13	0	0	0
	<b>Sub Total</b>	<b>50</b>	<b>1</b>	<b>3</b>	<b>0</b>
37	<b>IMPERSONATION (Sec.170, 171 IPC)</b>				
	Attempt to Commit	4	0	0	0
	Non-Uniformed Authority	6	0	0	1
	Uniformed Authority	3	0	1	0
	<b>Sub Total</b>	<b>13</b>	<b>0</b>	<b>1</b>	<b>1</b>
38	<b>MISCHIEF (Sec.427 to 440 except 434, 435, 436, 438 IPC)</b>	444	40	30	29
39	<b>MOLESTATION (Sec.354 IPC)</b>				
	Attempt to Commit	84	9	5	5
	Private Place	1123	98	91	97
	Public Conveyance	16	1	1	1
	Public Place	2258	156	172	217
	Other Places	2996	236	223	235
	<b>Sub Total</b>	<b>6477</b>	<b>500</b>	<b>492</b>	<b>555</b>
40	<b>POISONING-PROFESSIONAL (Sec. 328 IPC)</b>				
	Attempt to Commit	13	1	3	1
	Fatal	0	0	0	0
	Non Fatal	6	0	1	1
	<b>Sub Total</b>	<b>19</b>	<b>1</b>	<b>4</b>	<b>2</b>
41	<b>PORNOGRAPHY (Sec.292 to 294 IPC)</b>				
	Advertisement	0	0	0	0
	Audio Tape	0	0	0	0
	Book	0	0	0	0
	Computer Software	0	0	0	0
	Figures	1	2	0	0
	Film (Blue)	0	0	0	0
	Painting	0	0	0	0
	Pamphlet	0	0	0	0
	Paper	0	0	0	0
	Photography	0	0	0	0
	Poster	0	0	0	0
	Video Film(Blue)	2	0	1	0
	Others	9	0	0	1
	<b>Sub Total</b>	<b>12</b>	<b>2</b>	<b>1</b>	<b>1</b>
42	<b>PUBLIC JUSTICE (Sec.213 to 215 IPC)</b>	3	1	0	0
43	<b>PUBLIC NUISANCE (Sec.291 and 510 IPC)</b>	130	10	6	8

Sl. No.	Heads of Crime	During the current year upto the end of month under review	During the corresponding month of previous year	During the previous month	During the current month
44	<b>PUBLIC SAFETY (Sec.269 to 271, 277, 283, 289 IPC)</b>	8809	886	343	<b>338</b>
45	<b>OFFENCES AGAINST PUBLIC SERVANTS (Public servant is a victim) (Sec 182-188, 332, 333, 353 IPC)</b>				
	Attempt to Commit	12	0	0	<b>4</b>
	Defence Personnel	2	0	0	<b>0</b>
	Jail Personnel	9	1	0	<b>0</b>
	Judicial Official	8	1	2	<b>1</b>
	Minister	0	0	0	<b>0</b>
	MLA	2	0	0	<b>0</b>
	MP	0	0	0	<b>0</b>
	Nationalised Bank Personnel	2	0	0	<b>1</b>
	Other Elected Member	4	0	0	<b>0</b>
	Other Enforcement Official	6	0	1	<b>0</b>
	Other Govt. Official	449	40	41	<b>31</b>
	Para Military Personnel	1	0	0	<b>0</b>
	Police Personnel	413	29	41	<b>38</b>
	Public Sector Undertaking Official	99	17	11	<b>11</b>
	<b>Sub Total</b>	<b>1007</b>	<b>88</b>	<b>96</b>	<b>86</b>
46	<b>OFFENCES BY PUBLIC SERVANTS (EXCEPT CORRUPTION) (Public servant is accused) (Sec.128, 139, 167, 218, 221, 222 IPC)</b>				
	Defence Personnel	0	0	0	0
	Jail Personnel	0	0	0	0
	Judicial Official	0	0	0	0
	Minister	0	0	0	0
	MLA	0	0	0	0
	MP	0	0	0	0
	Nationalised Bank Personnel	0	0	0	0
	Other Elected Member	0	0	0	0
	Other Enforcement Official	0	0	0	0
	Other Govt. Official	3	0	0	0
	Para Military Personnel	0	0	0	0
	Police Personnel	0	0	0	0
	Public Sector Undertaking Official	0	0	0	0
	Others	2	0	0	0
	<b>Sub Total</b>	<b>5</b>	<b>0</b>	<b>0</b>	<b>0</b>
47	<b>NEGLIGENT ACT (Sec.280 to 289, 336 to 338 except 283 IPC)</b>				
	Death Causeed By Electric Shock	86	7	5	<b>8</b>
	Animal -Related	66	2	6	<b>9</b>
	Boat/Vessel - Related	1	0	0	<b>1</b>
	Explosive/Explosive Substances - Related	84	3	51	<b>2</b>
	Inflammable Substance- Related	14	1	1	<b>0</b>
	Machinery - Related	135	15	11	<b>11</b>
	Poisonous Substance - Related	10	0	1	<b>0</b>
	Other - Related	894	51	85	<b>91</b>
	Human - Related	677	7	66	<b>47</b>
	<b>Sub Total</b>	<b>1967</b>	<b>86</b>	<b>226</b>	<b>169</b>
48	<b>RECEIVING OF STOLEN PROPERTY (Sec.411 to 414 IPC)</b>	2	0	0	<b>0</b>
49	<b>SEDITION (Sec. 124A IPC)</b>				
	Attempt to Commit	0	0	0	<b>0</b>
	By Foreigner	0	0	0	<b>0</b>
	By National	0	0	0	<b>0</b>
	By National And Foreigner	0	0	0	<b>0</b>
	<b>Sub Total</b>	<b>0</b>	<b>0</b>	<b>0</b>	<b>0</b>

Sl. No.	Heads of Crime	During the current year upto the end of month under review	During the corresponding month of previous year	During the previous month	During the current month
50	<b>INSULTING MODESTY OF WOMEN (EVE TEASING) (Sec.509 IPC)</b>				
	Attempt to Commit	5	0	0	0
	Office	10	0	0	0
	Public Conveyance	4	0	0	2
	Public Place	49	5	4	3
	Other Places	68	4	5	7
	<b>Sub Total</b>	<b>136</b>	<b>9</b>	<b>9</b>	<b>12</b>
51	<b>SUICIDE (Sec.305, 306, 309 IPC)</b>				
	Dowry	6	1	0	0
	Abetment of Suicide	295	27	21	26
	Other Reasons	332	25	28	20
	Attempt to Commit suicide	154	10	9	14
	<b>Sub Total</b>	<b>787</b>	<b>63</b>	<b>58</b>	<b>60</b>
52	<b>UNNATURAL SEX (Sec.377 IPC)</b>				
	Abetment	0	0	0	0
	Animal	5	0	0	0
	Attempt	0	0	0	0
	Major - Man	3	0	0	0
	Major - Woman	4	1	0	0
	Minor - Boy	1	0	0	0
	Minor - Girl	0	0	0	0
	<b>Sub Total</b>	<b>13</b>	<b>1</b>	<b>0</b>	<b>0</b>
53	<b>WRONGFUL RESTRAINT / CONFINEMENT (Sec.341 to 348 IPC)</b>				
	Attempt to Commit	24	5	3	2
	To Extort Confession	6	0	1	1
	To Extort Property	16	1	0	2
	To settle Dispute	24	5	3	2
	Others	402	30	31	38
	<b>Sub Total</b>	<b>472</b>	<b>41</b>	<b>38</b>	<b>45</b>
54	<b>INFANTICIDE (Sec.315, 316 IPC)</b>				
	Male	0	0	0	0
	Female	1	0	0	1
	<b>Sub Total</b>	<b>1</b>	<b>0</b>	<b>0</b>	<b>1</b>
55	<b>OFFENCES RELATED TO MARRIAGE (Sec.493 to 498 IPC)</b>	49	2	1	5
56	<b>BUYING &amp; SELLING MINOR FOR PROSTITUTION (Sec.372, 373 IPC)</b>	0	0	0	0
57	<b>DOCUMENTS &amp; PROPERTY MARKS (Sec.483 to 489 IPC)</b>				
	Documents	1	0	0	0
	Property	2	1	0	0
	<b>Sub Total</b>	<b>3</b>	<b>1</b>	<b>0</b>	<b>0</b>
58	<b>DEFAMATION (Sec.500 to 502 IPC)</b>				
	Persons	6	0	1	1
	Printed Matter	1	0	0	0
	Others	2	1	0	1
	<b>Sub Total</b>	<b>9</b>	<b>1</b>	<b>1</b>	<b>2</b>
59	<b>ELECTION(Sec.171(E) to 171(1) IPC)</b>				
	Assembly	1013	0	0	0
	Parliament	3	0	0	0
	Other Elected Bodies	30	0	0	0
	<b>Sub Total</b>	<b>1046</b>	<b>0</b>	<b>0</b>	<b>0</b>
60	<b>SLAVERY (Sec.370, 371, 374 IPC)</b>				
	Man	0	0	0	0
	Woman	0	0	0	0
	Boy	0	0	0	0
	Girl	1	0	1	0
	<b>Sub Total</b>	<b>1</b>	<b>0</b>	<b>1</b>	<b>0</b>

Sl. No.	Heads of Crime	During the current year upto the end of month under review	During the corresponding month of previous year	During the previous month	During the current month
61	Attempting to commit offences (Sec.511 IPC)				
	Attempting to commit offences	199	23	12	24
	<b>Sub Total</b>	<b>199</b>	<b>23</b>	<b>12</b>	<b>24</b>
62	<b>ILLEGAL DETENTION (Sec.342 IPC)</b>	0	0	0	0
63	<b>FALSE EVIDENCE (Sec.191 to 205 IPC)</b>	16	1	1	0
64	<b>EXPOSURE AND ABANDONMENT OF CHILD (Sec.317 IPC)</b>				
	Boy	19	2	0	0
	Girl	41	4	5	2
	<b>Sub Total</b>	<b>60</b>	<b>6</b>	<b>5</b>	<b>2</b>
65	<b>OF ABETMENT (Sec.107 to 120 IPC)</b>	8	0	0	0
66	<b>FAILURE TO APPEAR TO COURT (Sec.174, 229A IPC)</b>				
	174 A	82	4	12	10
	229 A	250	20	44	32
	<b>Sub Total</b>	<b>332</b>	<b>24</b>	<b>56</b>	<b>42</b>
67	<b>Concealment of birth by secret disposal of Child</b>				
	Girl	33	4	2	6
	Boy	30	4	2	6
	<b>Sub Total</b>	<b>63</b>	<b>8</b>	<b>4</b>	<b>12</b>
68	<b>ASSAULT OR USE OF CRIMINAL FORCE TO DISROBE WOMEN</b>	19	0	2	1
69	<b>Disobedience to Order Promulgated by Public/Servant</b>				
	By Others	83	0	2	2
	By Private Institution	7	1	0	0
	By Govt. Institution	52	1	0	3
	<b>Sub Total</b>	<b>142</b>	<b>2</b>	<b>2</b>	<b>5</b>
70	<b>Human Trafficking</b>				
	Eunuch	2	0	0	1
	Men	0	0	0	0
	Boy	9	2	0	1
	Women	0	0	0	0
	Girl	0	0	0	0
	<b>Sub Total</b>	<b>11</b>	<b>2</b>	<b>0</b>	<b>2</b>
71	<b>Aadhaar Act</b>				
	Impersonation	0	0	0	0
	Offence by Company	0	0	0	0
	Offence by individual	0	0	0	0
	<b>Sub Total</b>	<b>0</b>	<b>0</b>	<b>0</b>	<b>0</b>
72	<b>Giving false information respecting an offence com</b>				
	Giving false information respecting an offence committed	4	2	0	0
	<b>Sub Total</b>	<b>4</b>	<b>2</b>	<b>0</b>	<b>0</b>
	<b>Total Cognizable Crime Under IPC</b>	<b>146764</b>	<b>11833</b>	<b>11616</b>	<b>12505</b>
	<b>B - SPECIAL &amp; LOCAL LAWS</b>				
1	<b>ANTIQUES (CULTURAL PROPERTY)</b>				
	Antiques & Art Treasures Act 1972	0	1	0	0
	Ancient Monument & Archaeological Sites And Remains Act 1958	5	0	0	1
	<b>Sub Total</b>	<b>5</b>	<b>1</b>	<b>0</b>	<b>1</b>
2	<b>ARMS ACT 1959</b>				
	Country Made - Non Prohibited Bore - In Disturbed Area	16	2	2	2
	Country Made - Non Prohibited Bore - In Other Area	129	8	15	4
	Country Made - Prohibited Bore - In Disturbed Area	10	0	1	1
	Country Made - Prohibited Bore - In Other Area	82	5	9	4
	Factory Made - Non Prohibited Bore - In Disturbed Area	5	0	0	1
	Factory Made - Non Prohibited Bore - In Other Area	22	4	0	2
	Factory Made - Prohibited Bore - In Disturbed Area	0	0	0	0
	Factory Made - Prohibited Bore - In Other Area	31	2	3	1
	<b>Sub Total</b>	<b>295</b>	<b>21</b>	<b>30</b>	<b>15</b>

Sl. No.	Heads of Crime	During the current year upto the end of month under review	During the corresponding month of previous year	During the previous month	During the current month
3	ANIMAL				
	The Karnataka Prevention of Slaughter and Preservation of Cattle Ordinance 2020	173	22	12	8
	Wild Life Preservation Act 1972	0	0	0	
	Wild Life Protection Act 1972	4	0	0	0
	Prevention of Cruelty to Animals Act 1960	166	16	10	10
	Elephant (Preservation) Act 1879	0	0	0	0
	Cattle Trespass Act 1871	1	0	0	0
	<b>Sub Total</b>	<b>344</b>	<b>38</b>	<b>22</b>	<b>18</b>



Sl. No.	Heads of Crime	During the current year upto the end of month under review	During the corresponding month of previous year	During the previous month	During the current month
4	CINEMATOGRAPHY ACT 1952				
	Films	0	0	0	0
	Video	0	0	0	0
	<b>Sub Total</b>	<b>0</b>	<b>0</b>	<b>0</b>	<b>0</b>
5	CONSUMER				
	Liquified Petroleum Gas Supply & Control Order 2000	62	14	4	9
	Consumer (Protection) Act 1986	10	3	0	1
	Essential Commodities Act 1955	488	65	36	59
	Prevention of Food Adulteration Act 1954	4	1	1	1
	Packaged Commodities (Regulation) order 1975	0	0	0	0
	<b>Sub Total</b>	<b>564</b>	<b>83</b>	<b>41</b>	<b>70</b>
6	COPY RIGHT ACT 1957				
	By Company	142	14	9	13
	By Individual	61	7	6	5
	<b>Sub Total</b>	<b>203</b>	<b>21</b>	<b>15</b>	<b>18</b>
7	CIVIL RIGHTS				
	Protection of Civil Rights Act 1955	13	0	0	0
	<b>Sub Total</b>	<b>13</b>	<b>0</b>	<b>0</b>	<b>0</b>
8	SCHEDULED CASTE AND THE SCHEDULED TRIBES				
	Scheduled Caste	1276	99	104	113
	Scheduled Tribes	274	23	22	24
	Scheduled Caste Women	465	42	31	40
	Scheduled Tribes Women	127	8	9	15
	<b>Sub Total</b>	<b>2142</b>	<b>172</b>	<b>166</b>	<b>192</b>
9	CHILDREN ACT				
	Child Labour (Prohibition & Regulation) Act 1986	127	4	6	11
	Child Marriage (Restraint) Act - 1929	141	16	9	11
	Juvenile Justice Act 1986	99	3	12	8
	Probation of offenders Act 1958	1	0	0	0
	Protection of Children from Sexual Offences Act 2012 (POCSO)	0	0	0	0
	<b>Sub Total</b>	<b>368</b>	<b>23</b>	<b>27</b>	<b>30</b>
10	PREVENTION OF CORRUPTION ACT 1988				
	Public Servant - Elected	0	0	0	0
	Public Servant - Gazetted - Central	0	0	0	0
	Public Servant - Gazetted - Defence	0	0	0	0
	Public Servant - Gazetted - Public Sector Undertaking	0	0	0	0
	Public Servant - Gazetted - State	0	0	0	0
	Public Servant - Non-Gazetted - Central	0	0	0	0
	Public Servant - Non-Gazetted - Defence	0	0	0	0
	Public Servant - Non-Gazetted - State	0	0	0	0
	<b>Sub Total</b>	<b>0</b>	<b>0</b>	<b>0</b>	<b>0</b>
11	CUSTOMS				
	Customs Act 1962	0	0	0	0
	Import/Export (Control) Act 1947	0	0	0	0
	<b>Sub Total</b>	<b>0</b>	<b>0</b>	<b>0</b>	<b>0</b>
12	Explosives				
	Explosives Substances Act 1908	32	4	3	1
	Explosives Act 1884	238	3	29	7
	Inflammable Substance Act 1952	0	0	0	0
	<b>Sub Total</b>	<b>270</b>	<b>7</b>	<b>32</b>	<b>8</b>
13	FOREIGN EXCHANGE				
	Smugglers and Foreign Exchange Manipulator Act 1976	0	0	0	0
	Foreign Exchange Regulation Act 1973	0	0	0	0
	Foreign Exchange Regulation Act 1952	0	0	0	0
	<b>Sub Total</b>	<b>0</b>	<b>0</b>	<b>0</b>	<b>0</b>
14	FOREIGNER				
	Foreigners Act 1946	15	2	0	3

Sl. No.	Heads of Crime	During the current year upto the end of month under review	During the corresponding month of previous year	During the previous month	During the current month
	Registration of Foreigners Act 1939	0	0	0	0
	<b>Sub Total</b>	<b>15</b>	<b>2</b>	<b>0</b>	<b>3</b>
15	FOREST				
	Indian Forest Act 1927	5	0	0	1
	Forest (Conservation) Act 1980	9	1	1	0
	<b>Sub Total</b>	<b>14</b>	<b>1</b>	<b>1</b>	<b>1</b>
16	HIJACKING				
	Foreign Aircraft - In India	0	0	0	0
	Foreign Aircraft - Outside India	0	0	0	0
	Indian Aircraft - In India	0	0	0	0
	Indian Aircraft - Outside India	0	0	0	0
	<b>Sub Total</b>	<b>0</b>	<b>0</b>	<b>0</b>	<b>0</b>
17	IMMORAL TRAFFIC				
	Organised	186	8	23	22
	Un-Organised	129	7	17	12
	<b>Sub Total</b>	<b>315</b>	<b>15</b>	<b>40</b>	<b>34</b>
18	BONDED LABOUR SYSTEM	31	2	0	1
19	INDIAN MOTOR VEHICLE	17	0	5	2
20	NARCOTIC DRUGS & PSYCHOTROPIC SUBSTANCES ACT				
	Cultivated/Processed	3594	514	100	204
	Synthetic	3170	265	211	308
	<b>Sub Total</b>	<b>6764</b>	<b>779</b>	<b>311</b>	<b>512</b>
21	PASSPORT ACT				
	Foreigner	1	0	1	0
	Indian	8	1	0	0
	<b>Sub Total</b>	<b>9</b>	<b>1</b>	<b>1</b>	<b>0</b>
22	REPRESENTATIVE OF PEOPLE ACT 1951 & 1988				
	Assembly	320	0	0	1
	Parliament	0	0	0	0
	Other Elected Bodies	17	0	0	0
	<b>Sub Total</b>	<b>337</b>	<b>0</b>	<b>0</b>	<b>1</b>
23	KARNATAKA POLICE ACT 1963				
	Gambling - Matka (78 Class C)	2941	484	429	538
	Street Gambling (87)	6864	329	1081	426
	House Gambling (79 & 80)	297	14	24	34
	Betting	558	29	76	7
	Others	1315	65	250	66
	<b>Sub Total</b>	<b>11975</b>	<b>921</b>	<b>1860</b>	<b>1071</b>
24	PREVENTION OF DAMAGE TO PUBLIC PROPERTY ACT 1984	154	9	9	11
25	POST & TELEGRAPH, TELEGRAPH WIRES (UNLAWFUL POSSESSION) ACT 1980	12	0	0	0
26	OFFICIAL SECURITY RELATED ACTS				
	Official Secrets Act 1923	1	0	0	0
	Essential Services Maintenance Act 1981	0	0	0	0
	<b>Sub Total</b>	<b>1</b>	<b>0</b>	<b>0</b>	<b>0</b>
27	PREVENTION OF TERRORISM ACT (POTA)	0	0	0	0
28	RAILWAYS ACT				
	Indian Railways Act 1989	3	1	1	0
	Railway Property (Unlawful Possession) Act 1966	1	0	0	0
	<b>Sub Total</b>	<b>4</b>	<b>1</b>	<b>1</b>	<b>0</b>
29	UNLAWFUL ACTIVITIES (Prevention) Act 1967	1	0	0	0
30	CRIMES RELATED TO WOMEN				
	Dowry Prohibition	2280	195	158	212
	Commission of SATI (Prevention) Act 1987	1	0	0	0
	Indecent Representation of Women (Prohibition) Act 1986	2	0	0	0
	<b>Sub Total</b>	<b>2283</b>	<b>195</b>	<b>158</b>	<b>212</b>
31	INDIAN LUNACY ACT	0	0	0	0

Sl. No.	Heads of Crime	During the current year upto the end of month under review	During the corresponding month of previous year	During the previous month	During the current month
32	INDIAN ELECTRICITY ACT	25	2	1	3
33	COTPA, CIGARETTES AND OTHER TOBACCO PRODUCTS	1480	25	77	125
34	KARNATAKA STATE LOCAL ACTS				
	Motor Spirit and High Speed Diesel (Regulation of supply, Distribution and Prevention of Malpractice	0	0	0	0
	Karnataka Prevention of Slaughter and Preservation of Cattle Act 2020	205	13	6	13
	Karnataka Epidemic Diseases Act 2020	1	0	0	0
	Disaster Management Act 2005	1	0	0	0
	Banning of Unregulated Deposit Schemes Act	5	2	0	5
	Karnataka Cow Slaughters Act	256	32	14	12
	The Karnataka Prevention of Dangerous Activities of Bootleggers, Drug-offenders, Gamblers, Goonda Act	0	0	0	0
	Karnataka Excise Act 1965	9329	455	422	454
	Karnataka Forest Act 1963	83	4	10	5
	Karnataka Education Act 1983 As Amended Upto Date	7	1	0	0
	Karnataka Kerosene Restriction Unuse Act 1956	0	0	0	0
	Karnataka University Act	0	0	0	0
	Karnataka Corruption Act	1	0	0	0
	Karnataka Medical Registration Act 1965	1	0	0	0
	Karnataka Land & Revenue Act 1964 & 2007	33	3	2	11
	Karnataka Kerosene Dealers License Order 1969	0	0	0	0
	Karnataka Society Registration Act	0	0	0	0
	Karnataka Minor Mineral Consistent Rule 1994	61	5	3	7
	Bangalore Development Authority Act	1	0	0	0
	Karnataka Prohibition of Beggery Act 1975	126	7	1	2
	Karnataka Municipalities Act 1964	2	0	1	0
	Karnataka Irrigation Act 1963	11	4	1	0
	Karnataka Fire Force act 1964	4	1	0	0
	Karnataka Consumer Protection Act 1986	0	0	0	0
	Karnataka Lottery Act	78	3	8	5
	Karnataka Weight & Measurement Act	0	0	0	0
	Karnataka Agriculture Marketing Regulation Act	2	0	1	0
	Karnataka Revenue Act	2	0	0	0
	Karnataka Mining Act	7	0	0	0
	Karnataka Betting Tax Act	0	0	0	0
	Karnataka Panchayat Raj Act	1	0	0	0
	Karnataka Open Place Disfigurement Act 1951	637	5	10	9
	Karnataka Right To Information Act 2000 & 2008	0	0	0	0
	Karnataka Urban Development Act 1987	0	0	0	0
	Karnataka Town & City Planning Act 1961	0	0	0	0
	Karnataka Race Betting Act	0	0	0	0
	Karnataka Devadasi's (Prohibition Of Dedication) Act 1982	0	1	0	0
	Cooperative Society Act	1	0	0	0
	Karnataka Entertainment Tax Act 1958	4	0	0	0
	Karnataka Land Acquisition (Prohibition) Act 2007	1	0	0	0
	Karnataka Money Lender Act 1961	11	0	2	4
	Karnataka Stamp Act 1957	0	0	0	0
	Karnataka Prisoners Act 1963 & 1974	51	6	2	2
	Karnataka Private Medical Institution Act 2007	3	1	1	0
	MMRD (Mines & Minerals Regulation Development ) Act 1957	146	8	9	4
	Karnataka Treasure Trove Act 1962	2	0	0	0
	Karnataka Prohibition of Charging Exorbitant Interest Act 2004	13	2	2	2
	Karnataka Ayurvedic And Unani Pract. Regis. & Medical Prac. Misc. Prov. Act	0	0	0	0
	Other Local Acts	176	10	6	8
	Sub Total	11262	563	501	543

Sl. No.	Heads of Crime	During the current year upto the end of month under review	During the corresponding month of previous year	During the previous month	During the current month
35	CYBER CRIME				
	Information Technology Act 2000, 2009	21879	1230	2066	<b>2030</b>
	Sub Total	<b>21879</b>	<b>1230</b>	<b>2066</b>	<b>2030</b>
36	NATIONAL SECURITY ACT	0	0	0	<b>0</b>
37	POCSO				
	Custodial Rape	1	0	0	<b>0</b>
	Gang Rape	10	0	0	<b>0</b>
	Rape with Murder	0	0	0	<b>0</b>
	Rape	2685	215	212	<b>276</b>
	Others	1055	78	83	<b>96</b>
	Sub Total	<b>3751</b>	<b>293</b>	<b>295</b>	<b>372</b>
	<b>Total (Item 1 to 36)</b>	<b>64533</b>	<b>4405</b>	<b>5659</b>	<b>5273</b>
<b>C. CRIMES AGAINST WOMEN</b>					
1	Rape (Sec. 376 IPC)				
	1.1 Custodial Rape	1	0	0	<b>0</b>
	1.2 Gang Rape	7	0	0	<b>0</b>
	1.3 other Cases of Rape	598	43	53	<b>56</b>
	Sub Total	<b>606</b>	<b>43</b>	<b>53</b>	<b>56</b>
2	Outraging modesty (Molestation) (sec.354 IPC)	6477	500	492	<b>555</b>
3	Kidnapping & Abduction of Women: (Sec.366 IPC)	143	11	11	<b>7</b>
4	Insulting modesty (Eve-Teasing) (Sec.294 & 509 IPC if victim is a woman)	136	9	9	<b>12</b>
5	Murder for Dowry - by burning (Sec.302 IPC)	0	0	0	<b>0</b>
6	Murder for Dowry - by other means (Sec.302 IPC)	13	1	2	<b>2</b>
7	Murder for other reasons	399	36	33	<b>31</b>
8	Attempt to Commit Murder for dowry by burning (Sec.307 IPC)	1	1	1	<b>0</b>
9	Attempt to Commit Murder for dowry by other means (Sec.307 IPC)	41	1	2	<b>2</b>
10	Attempt to Commit murder for other reasons	804	55	68	<b>70</b>
11	Dowry Death-by burning (Sec.304-B IPC)	4	0	1	<b>0</b>
12	Dowry Death-by other Means (Sec.304(B) IPC)	152	16	14	<b>6</b>
13	Cruelty by Husband or Relatives of Husband (Sec.498-A IPC)	3005	228	231	<b>255</b>
14	Abetment of Suicide (Sec.306 IPC)	142	13	13	<b>11</b>
15	Immoral Traffic (prevention) Act.	315	15	40	<b>34</b>
16	Indecent Representation of Women(Prohibition) Act-1986	2	0	0	<b>0</b>
17	Pornography	3	1	0	<b>0</b>
18	Offences against Public Servants (Sec.182-188-333-353 IPC)	136	17	10	<b>12</b>
19	Offences related to Marriage	36	2	1	<b>4</b>
20	Cyber Crimes	7639	437	655	<b>667</b>
	<b>Total (Item 1 to 20)</b>	<b>20054</b>	<b>1386</b>	<b>1636</b>	<b>1724</b>

Sl. No.	Heads of Crime	During the current year upto the end of month under review	During the corresponding month of previous year	During the previous month	During the current month
<b><u>D.CRIME AGAINST CHILDREN</u></b>					
1	Infanticide/ Foeticide (Sec. 315 & 316 IPC)	1	0	0	1
2	Rape on Minor	0	0	0	0
3	Exposure & abandonment (Sec. 317 IPC)	60	6	5	2
4	Kidnapping & Abduction of Children	3442	237	376	310
4.1	For Ransom - of Children	10	2	2	3
4.2	of Children - for begging	0	0	0	0
4.3	of Girls - Immoral Purpose	2	0	1	0
4.4	With intent to Steal from Child	0	0	0	0
4.5	Lawful Guardianship	1	0	0	0
4.6	Procuration of Minor Girls - For Prostitution	0	0	0	0
4.7	Procuration of Minor Girls - Importing of Girl	0	0	0	0
4.8	Procuration of Minor Girls - For Other Purposes	7	2	0	0
	<b>Sub Total</b>	<b>3462</b>	<b>241</b>	<b>379</b>	<b>313</b>
5	Selling of girls for Prostitution (Sec.372 IPC)	0	0	0	0
6	The Prohibition of Child Marriage Act - 2006	141	16	9	11
7	POCSO Act	3751	293	295	372
8	Death of Children due to miscarriage	12	0	0	1
9	Juvenile Justice Act	99	3	12	8
10	Child Labour (Pro.& Reg.) Act	127	4	6	11
11	Probation of Offenders Act	1	0	0	0
	<b>Total (Item 1 to 11)</b>	<b>7654</b>	<b>563</b>	<b>706</b>	<b>719</b>

Sl. No.	Heads of Crime	During the current year upto the end of month under review	During the corresponding month of previous year	During the previous month	During the current month
<b><u>E. CRIME AGAINST SCHEDULED CASTES /TRIBES BY NON SCs/STs</u></b>					
1	Murder	88	15	4	7
2	Rape	275	35	19	23
3	Kidnapping	39	2	4	1
4	Offences under the Protection of Civil Rights Act.	6	1	0	0
5	Offences under the SC & ST (prevention of Atrocities)Act 1989 (if the victim is SC)	1734	119	139	161
	<b>Total (Item 1 to 5)</b>	<b>2142</b>	<b>172</b>	<b>166</b>	<b>192</b>

### **G. MOTOR VEHICLE ACCIDENTS (DURING DECEMBER 2023)**

Sl.No.	Location of Accidents	No. of Cases			No. of Persons		
		Fatal	Non-Fatal	Total	Killed	Injured	Total
1	National Highways	316	944	1260	343	1493	1836
2	State Highways	321	665	986	319	1214	1533
3	Other Roads	374	1370	1744	379	1979	2358
	<b>TOTAL</b>	<b>1011</b>	<b>2979</b>	<b>3990</b>	<b>1041</b>	<b>4686</b>	<b>5727</b>

1. 1011 Fatal cases have been reported in December 2023, on an average 33 fatal cases reported per day.
2. 2979 Non Fatal cases have been reported in December 2023, on an average 96 non fatal cases reported per day
3. Out of 1011 fatal cases reported 316 of the cases are on National Highways.
4. Out of 2979 non fatal cases reported 944 of the cases are on National Highways.
5. Out of 1041 persons killed in road accidents 343 persons killed in National highways, i.e., 33% persons killed in National highways
6. Out of 4686 persons injured in road accidents 1493 persons injured in National highways, i.e., 32% Persons injured in National highways

CASES REPORTED UNDER IPC AND SLL DURING THE MONTH UNDER REVIEW AND THE CURRENT YEAR					
Sl.No.	DISTRICTS/UNITS	IPC CRIMES		SLL CRIMES	
		During the month under review (Dec-2023)	During the current Year Upto the month under review	During the month under review (Dec-2023)	During the current Year Upto the month under review
	<b>Commissionerates</b>				
1	Bengaluru City	3321	41442	2178	27075
2	Mysuru City	190	2536	66	733
3	Hubballi Dharwad City	149	1745	91	1320
4	Mangaluru City	195	2087	199	1309
5	Belagavi City	134	1678	12	409
6	Kalaburagi City	147	2077	46	664
	<b>Central Range</b>				
1	Bengaluru Dist	666	7480	152	1941
2	Ramanagara	373	4101	85	1151
3	Tumakuru	653	6345	126	1904
4	Kolar	168	2505	76	685
5	Chickballapura	233	2687	99	1270
6	K.G.F	62	818	35	524
	<b>Eastern Range</b>				
1	Chitradurga	382	4318	95	1594
2	Davanagere	298	3682	128	1243
3	Shivamogga	420	4568	217	1836
4	Haveri	256	2477	66	927
	<b>Western Range</b>				
1	Dakshina Kannada	180	1795	21	415
2	Udupi	247	2404	65	917
3	Chikkamagaluru	261	2966	64	1281
4	Uttara Kannada	265	2427	65	1068
	<b>Northern Range</b>				
1	Belagavi Dist	431	4871	60	1914
2	Bagalkot	199	2317	71	1031
3	Vijayapur	289	3033	81	1473
4	Dharwad	97	1204	57	604
5	Gadag	86	1192	93	995
	<b>North Eastern Range</b>				
1	Kalaburagi	197	2514	87	1154
2	Bidar	268	3079	81	1255
3	Yadgir	105	1414	48	827
	<b>Southern Range</b>				
1	Mysuru Dist	382	4484	46	940
2	Mandya	369	4865	77	1100
3	Chamarajanagar	167	1912	81	756
4	Hassan	433	5081	100	1282
5	Kodagu	124	1542	30	569
	<b>Ballari Range</b>				
1	Ballari	173	2029	144	1410
2	Koppal	158	1791	164	955
3	Raichur	192	2563	87	1524
4	Vijayanagara	142	1805	69	1373
	Karnataka Railways	93	928	11	95
	<b>STATE</b>	<b>12505</b>	<b>146762</b>	<b>5273</b>	<b>67523</b>



MAJOR HEADS FOR THE MONTH OF DECEMBER-2023																						
Sl.NO	District Name	MURDER	ATTEMPT TO MURDER	RAPE	DACOITY	ROBBERY	BURGLARY - DAY	BURGLARY - NIGHT	THEFT	RIOTS	CASES OF HURT	CRUELTY BY HUSBAND	DOWRY DEATHS	FATAL	NON-FATAL	MOLES-TATION	SC/ST	GAMBLING	DP ACT	CYBER CRIME	POCSO	POCSO RAPE
	<b>Commissionerates</b>																					
1	Bengaluru City	14	39	19	10	85	23	57	903	26	303	63	1	85	392	94	32	43	111	1645	39	33
2	Mysuru City	0	1	2	0	3	0	4	27	0	29	3	0	13	71	10	2	2	16	21	10	10
3	Hubballi Dharwad City	4	3	1	0	4	0	3	26	3	18	7	0	12	35	5	4	23	1	31	4	3
4	Mangaluru City	4	2	0	0	1	1	0	13	1	19	3	0	14	93	7	2	25	1	11	5	4
5	Belagavi City	2	5	1	0	3	0	14	18	4	12	4	0	14	35	3	2	3	1	4	2	1
6	Kalaburagi City	3	3	3	0	7	2	11	32	5	9	6	0	11	31	1	1	18	5	3	2	1
	<b>Central Range</b>																					
7	Bengaluru Dist	3	10	1	2	14	10	32	150	13	52	10	0	54	143	7	7	7	1	81	6	4
8	Ramanagara	8	5	0	0	4	3	18	64	4	51	5	0	19	131	15	10	4	5	9	9	9
9	Tumakuru	6	11	2	2	16	9	22	85	9	59	5	0	69	201	32	14	26	9	20	14	9
10	Kolar	3	4	1	0	0	1	7	33	7	10	2	1	24	40	5	4	7	3	4	49	40
11	Chickballapura	4	2	0	0	1	3	9	37	15	46	7	1	29	42	9	8	21		33	17	13
12	K.G.F	1	2	0	0	1	2	7	11	2	13	0	0	3	9	2	0	1		8	17	16
	<b>Eastern Range</b>																					
13	Chitradurga	1	4	1	1	1	1	15	37	16	61	12	1	33	118	36	5	23	5	10	11	9
14	Davanagere	0	15	1	0	2	3	15	45	7	26	5	0	25	96	16	7	41	10	17	6	5
15	Shivamogga	4	14	3	1	8	9	14	40	19	49	10	0	29	96	43	9	98	8	12	15	11
16	Haveri	2	4	1	1	3	3	19	48	27	23	3	0	22	58	12	5	37	2	7	6	6
	<b>Western Range</b>																					
17	Dakshina Kannada	0	0	1	2	2	1	6	26	7	17	1	0	12	65	5	3	3		2	6	4
18	Udupi	0	2	2	0	1	1	6	28	1	29	4	0	23	105	13	5	16	1	10	9	5
19	Chikkamagaluru	3	8	0	0	2	2	5	34	3	45	2	0	20	80	15	5	7	1	10	8	4
20	Uttara Kannada	1	3	1	1	4	1	16	22	6	41	4	0	26	82	23	4	20	2	9	7	6
	<b>Northern Range</b>																					
21	Belagavi Dist	3	9	3	1	2	7	16	44	16	50	6	0	71	121	14	2	29		5	6	4
22	Bagalkot	2	10	0	0	0	5	4	35	8	8	1	1	36	42	20	5	32		6	3	2
23	Vijayapur	6	5	2	2	1	3	12	47	8	28	13	0	44	62	11	4	37		10	7	4
24	Dharwad	2	1	0	0	1	1	5	14	4	5	3	0	17	26	3	3	23		6	3	3
25	Gadag	2	0	2	0	2	0	9	22	1	14	2	0	8	16	1	3	56		13	2	2
	<b>North Eastern Range</b>																					
26	Kalaburagi	5	3	1	0	0	7	9	18	8	16	7	0	33	55	9	6	40	6	3	7	5
27	Bidar	6	1	1	0	3	2	13	35	7	39	9	0	35	72	3	1	42	1	2	6	3
28	Yadgir	2	2	2	0	0	2	6	18	5	8	1	0	14	22	7	1	22	2	1	4	4
	<b>Southern Range</b>																					
29	Mysuru Dist	4	4	2	1	2	0	19	35	7	65	7	0	32	138	31	6	8		3	10	4
30	Mandya	5	5	0	0	6	4	11	34	4	64	12	0	32	124	24	7	21		2	25	16
31	Chamarajanagar	1	5	1	0	5	0	10	12	6	17	2	1	18	47	17	5	20	2	3	12	8
32	Hassan	3	10	0	0	4	0	14	45	11	74	8	0	40	149	21	6	19	9	11	13	8
33	Kodagu	3	2	0	1	0	0	4	11	2	27	0	0	5	42	5	3	4		9	8	6
	<b>Ballari Range</b>																					
34	Ballari	2	8	0	0	0	0	8	31	8	14	6	0	22	33	10	2	57		5	6	4
35	Koppal	4	7	0	0	1	2	10	13	8	14	7	0	18	43	8	5	82		1	5	5
36	Raichur	6	1	0	0	0	2	7	42	15	22	8	0	25	24	14	5	51	7	2	3	3
37	Vijayanagara	0	14	2	1	0	1	4	23	2	10	7	0	25	37	4	0	37	3	2	10	8
	<b>Karnataka Railways</b>	<b>0</b>	<b>0</b>	<b>0</b>	<b>0</b>	<b>3</b>	<b>0</b>	<b>0</b>	<b>77</b>	<b>0</b>	<b>4</b>	<b>0</b>	<b>0</b>	<b>0</b>	<b>1</b>	<b>0</b>	<b>0</b>	<b>0</b>		<b>0</b>	<b>0</b>	<b>0</b>
	<b>Total</b>	<b>119</b>	<b>224</b>	<b>56</b>	<b>26</b>	<b>192</b>	<b>111</b>	<b>441</b>	<b>2235</b>	<b>295</b>	<b>1391</b>	<b>255</b>	<b>6</b>	<b>1012</b>	<b>2977</b>	<b>555</b>	<b>193</b>	<b>1005</b>	<b>212</b>	<b>2031</b>	<b>372</b>	<b>282</b>

MAJOR HEADS FOR THE YEAR 2023 (UPTO DECEMBER)																						
Sl.No	Dist Name	MURDER	ATTEMPT TO MURDER	RAPE	DACOITY	ROBBERY	BURGLARY - DAY	BURGLARY - NIGHT	THEFT	RIOTS	CASES OF HURT	CRUELTY BY HUSBAND	DOWRY DEATHS	FATAL	NON-FATAL	MOLESTATION	SC/ST	GAMBLING	DP ACT	CYBER CRIME	POCSO	POCSO RAPE
	<b>Commissionerates</b>																					
1	Bengaluru City	207	539	175	102	824	265	879	903	26	303	63	1	85	392	1135	243	639	1007	17625	567	408
2	Mysuru City	29	47	16	2	49	14	84	27	0	29	3	0	13	71	74	21	48	178	235	71	55
3	Hubballi Dharwad City	24	43	6	7	24	15	80	26	3	18	7	0	12	35	47	36	510	3	464	45	23
4	Mangaluru City	19	47	16	2	15	16	45	13	1	19	3	0	14	93	73	32	166	35	241	52	27
5	Belagavi City	19	41	7	5	24	24	134	18	4	12	4	0	14	35	42	17	124	6	83	19	13
6	Kalaburagi City	28	48	15	10	65	29	127	32	5	9	6	0	11	31	46	36	288	60	33	28	17
	<b>Central Range</b>																					
7	Bengaluru Dist	62	111	24	23	103	81	296	150	13	52	10	0	54	143	195	99	175	38	768	119	59
8	Ramanagara	37	76	13	22	39	39	144	64	4	51	5	0	19	131	235	73	179	53	159	119	104
9	Tumakuru	53	117	21	9	90	67	211	85	9	59	5	0	69	201	320	95	514	119	252	172	110
10	Kolar	41	70	9	6	27	14	54	33	7	10	2	1	24	40	94	57	125	20	65	119	101
11	Chickballapura	24	41	10	3	27	27	106	37	15	46	7	1	29	42	111	49	276	19	262	165	142
12	K.G.F	10	27	4	1	6	13	48	11	2	13	0	0	3	9	34	21	35	23	122	50	45
	<b>Eastern Range</b>																					
13	Chitradurga	30	75	11	3	31	19	126	37	16	61	12	1	33	118	350	52	559	55	58	128	86
14	Davanagere	19	118	15	11	65	23	206	45	7	26	5	0	25	96	228	88	508	88	95	104	70
15	Shivamogga	38	138	12	18	43	21	152	40	19	49	10	0	29	96	347	97	487	114	54	198	155
16	Haveri	12	72	18	10	16	21	162	48	27	23	3	0	22	58	92	43	458	27	107	90	76
	<b>Western Range</b>																					
17	Dakshina Kannada	11	25	11	3	20	18	75	26	7	17	1	0	12	65	53	46	30	8	50	89	49
18	Udupi	12	25	13	2	22	17	80	28	1	29	4	0	23	105	71	42	196	11	129	58	42
19	Chikkamagaluru	32	51	6	3	12	31	94	34	3	45	2	0	20	80	208	85	215	20	95	106	71
20	Uttara Kannada	13	49	16	3	24	13	71	22	6	41	4	0	26	82	181	34	472	14	80	65	43
	<b>Northern Range</b>																					
21	Belagavi Dist	72	134	23	10	30	41	166	44	16	50	6	0	71	121	276	85	826	8	84	108	89
22	Bagalkot	35	92	8	8	15	41	104	35	8	8	1	1	36	42	195	46	438	20	50	57	44
23	Vijayapur	57	95	20	11	8	25	107	47	8	28	13	0	44	62	163	70	633	5	93	99	78
24	Dharwad	17	35	5	0	8	11	57	14	4	5	3	0	17	26	37	36	249	1	44	40	34
25	Gadag	15	29	8	0	12	6	60	22	1	14	2	0	8	16	68	40	450	9	65	45	41
	<b>North Eastern Range</b>																					
26	Kalaburagi	57	54	10	2	9	28	81	18	8	16	7	0	33	55	99	42	470	35	27	54	46
27	Bidar	40	61	4	6	31	25	163	35	7	39	9	0	35	72	60	42	656	23	38	55	36
28	Yadgir	15	27	8	3	4	10	35	18	5	8	1	0	14	22	95	28	385	11	16	38	37
	<b>Southern Range</b>																					
29	Mysuru Dist	30	58	15	5	40	28	218	35	7	65	7	0	32	138	293	65	179	9	40	147	97
30	Mandya	44	84	4	6	58	39	129	34	4	64	12	0	32	124	316	74	325	29	47	136	79
31	Chamarajanagar	18	45	3	2	23	12	75	12	6	17	2	1	18	47	180	47	144	18	42	83	55
32	Hassan	36	126	15	7	53	43	147	45	11	74	8	0	40	149	277	83	158	97	111	164	113
33	Kodagu	28	40	6	3	6	27	55	11	2	27	0	0	5	42	53	36	43	8	104	66	52
	<b>Ballari Range</b>																					
34	Ballari	18	59	10	2	13	22	80	31	8	14	6	0	22	33	65	29	703	32	76	50	24
35	Koppal	26	38	15	0	15	23	78	13	8	14	7	0	18	43	67	34	524	18	56	48	
36	Raichur	44	58	18	2	4	19	66	42	15	22	8	0	25	24	194	81	840	57	29	75	61
37	Vijayanagara	16	73	15	2	3	10	57	23	2	10	7	0	25	37	101	38	633	26	14	118	79
	<b>Karnataka Railways</b>	<b>8</b>	<b>5</b>	<b>1</b>	<b>1</b>	<b>32</b>	<b>0</b>	<b>3</b>	<b>77</b>	<b>0</b>	<b>4</b>	<b>0</b>	<b>0</b>	<b>0</b>	<b>1</b>	<b>6</b>				<b>1</b>	<b>4</b>	<b>3</b>
	<b>Total</b>	<b>1296</b>	<b>2873</b>	<b>606</b>	<b>315</b>	<b>1890</b>	<b>1177</b>	<b>4855</b>	<b>2235</b>	<b>295</b>	<b>1391</b>	<b>255</b>	<b>6</b>	<b>1012</b>	<b>2977</b>	<b>6481</b>	<b>2142</b>	<b>13660</b>	<b>2286</b>	<b>21876</b>	<b>3759</b>	<b>2712</b>

**KARNATAKA SAKALA SERVICES ACT, 2011 AND (AMENDMENT) ACT, 2014****Unitwise - Month wise Report on Receipts & Disposals - December - 2023**

Police Department has implemented 24 SAKALA Services through PoliceIT Application. The district wise details of received, disposed and overdue status of services for December 2023 as on 31.12.2023 are as under.

SI No	District	No. of SAKALA Receipts during the Month	No. of SAKALA Disposals during the Month	No. of Pendency After due date as on 31.12.2023
1	Bengaluru City	34753	35313	16
2	Belagavi City	5266	4096	75
3	Hubli-Dharwad City	1363	1477	283
4	Mysore City	4910	4963	9
5	Mangalore City	3442	3421	35
6	Bagalkot	1656	1697	13
7	Ballari	1542	1398	21
8	Belagavi	1569	1433	12
9	Bengaluru Rural	3434	2858	358
10	Bidar	1478	1236	1
11	Chamarajanagar	1568	1495	2
12	Chikkaballapura	2072	1903	13
13	Chikkamagaluru	2223	2251	3
14	Chitradurga	1719	2036	6
15	Dakshina Kannada	923	828	0
16	Davanagere	2312	1943	2
17	Dharwad	1245	1411	88
18	Gadag	701	705	1
19	Hassan	2780	2786	0
20	Haveri	1763	1602	4
21	Kalaburagi	1265	1168	8
22	Kodagu	996	998	9
23	Kolar	852	726	1
24	KGF	1184	983	10
25	Koppal	941	947	0
26	Mandya	2968	2855	11
27	Mysuru	2205	2109	2
28	Raichur	811	842	13
29	Ramanagara	2442	2337	19
30	Shivamogga	3275	2731	22
31	Tumakuru	3670	4216	9
32	Udupi	2296	2076	0
33	Uttara Kannada	2959	2814	0
34	VijayaNagara	1061	894	48
35	Vijayapura	2243	2365	9
36	Yadgir	542	590	32
	<b>Total</b>	<b>106429</b>	<b>103503</b>	<b>1135</b>

**KARNATAKA SAKALA SERVICES ACT, 2011 AND (AMENDMENT) ACT, 2014****Unitwise - Month wise Report on Receipts & Disposals - December - 2023**

**Police Department has implemented 24 SAKALA Services through PoliceIT Application. The Service wise details of received, disposed and overdue status of services for December 2023 as on 31.12.2023 are as under**

<b>Sl. No</b>	<b>Service Name</b>	<b>Stipulated Time</b>	<b>No. of Receipts During the Month</b>	<b>No. of Disposal During the Month as on 31.12.2023</b>
1	Arms License Issue and Renewal Verification	30	6	0
2	Certification of Finger Print	20	11	10
3	Disposal of Petitions	45	33771	32721
4	Issue of copy of FIR to the complainant	1	19424	19424
5	License for Amplified Sound System	3	569	578
6	License for Amusement	15	0	0
7	Missing Report of documents, Mobile phone etc	1	7606	7606
8	No objection to return to India permission in respect of Tibetans	20	1	1
9	No obligation to return to India (NORI) Certificate	20	0	0
10	NOC for Crackers License	7	16	17
11	NoC for Passport Verification	20	872	922
12	NOC for petrol pump,gas agency,hotel,bar etc.	7	1	2
13	NOC for Residencial Permit Extension	7	0	0
14	NOC required for setting up of Petroleum, Diesel and Naphtha, Sale, Transport	21	0	0
15	Permission for Peaceful Assembly and procession	15	0	0
16	Police Clearance Certificate for going abroad (Visa for studies)/ Police Clearance Certificate for Foreign Nationals	20	288	284
17	Police verification Certificate for Coolies/Loader/Class IV Security Staff/ Supervisor at Airport (Individual applicants only)	20	5931	5962
18	Police Verification Certificate for domestic servants/house keeping	20	8	10
19	Police Verification Certificate for Institutions/ Companies	20	61	75
20	Police verification Certificate for Marriage Alliances	20	57	54
21	Police verification Certificate for Training Apprenticeship at Public Undertakings /for trainees/ Workers working on daily wages at Govt. Institutions	20	2972	3006
22	PVC for Central /State Govt. employees if request is received directly by the employee	20	598	572
23	Service Verification	20	34237	32259
24	Temporary Licence for Sale of Crackers	7	0	0
	<b>Total</b>		<b>106429</b>	<b>103503</b>

**Comparitive Crime Statement 17 for the Years 2021, 2022, and 2023**

KARNATAKA STATE	2021														2022														2023 As on 31/12/2023													
Head Name	Rep	Fal	Tr	Tru	NI	Con	Dis/ACQ	Com	PT	UI	Un	OD	AB	Rep	Fal	Tr	Tru	NI	Con	Dis/ACQ	Com	PT	UI	Un	OD	AB	Rep	Fal	Tr	Tru	NI	Con	Dis/ACQ	Com	PT	UI	Un	OD	AB			
<b>PART-I (IPC Cases)</b>																																										
Murder	1343	68	28	1248	0	25	123	0	964	20	64	2	50	1372	81	33	1258	0	4	39	0	1095	40	34	2	44	1296	28	28	1240	0	2	4	0	799	410	1	0	24			
Attempt to murder	2444	153	9	2282	0	20	207	13	1955	17	39	10	21	2831	165	9	2657	0	8	103	12	2332	158	19	15	10	2873	87	12	2774	0	1	8	1	1333	1417	3	6	5			
C.H.Not Amounting to murder	89	9	0	80	0	0	11	0	66	1	0	0	2	94	11	2	81	0	1	3	0	62	11	1	1	2	72	5	1	66	0	0	1	0	29	35	0	0	1			
Dacoity	179	21	3	155	0	0	6	0	131	3	15	0	0	217	19	4	194	0	0	3	0	163	14	14	0	0	180	5	3	172	0	0	0	0	70	102	0	0	0			
Preparation And Assembly For Dacoity	389	0	0	389	0	1	7	0	379	1	1	0	0	294	0	0	294	0	0	5	0	287	2	0	0	0	135	0	0	135	0	0	0	0	101	34	0	0	0			
Robbery	979	34	22	923	0	5	29	2	703	9	173	0	2	1069	50	11	1008	0	2	22	5	764	42	168	5	0	1253	25	20	1208	0	0	1	0	487	687	33	0	0			
Chain Snatching	663	13	5	645	0	3	17	0	450	2	173	0	0	669	3	8	658	0	1	6	1	446	32	171	1	0	637	5	4	628	0	1	0	0	205	390	32	0	0			
H.B.T by day	804	28	2	774	0	9	19	1	378	2	361	1	3	990	32	0	958	0	6	6	0	432	41	471	2	0	1177	19	0	1158	0	0	2	0	271	685	200	0	0			
H.B.T by night	4015	40	3	3972	0	45	78	7	1531	20	2283	3	5	4437	45	3	4389	0	30	25	2	1603	185	2539	2	3	4857	19	2	4836	0	3	4	1	800	2904	1121	3	0			
House theft	914	52	2	860	0	5	14	6	371	1	459	3	1	1294	66	1	1227	0	6	12	5	416	21	766	1	0	2146	78	1	2067	0	1	1	0	360	951	752	2	0			
Ordinary Theft	15906	385	198	15323	1	498	319	1904	3861	23	8566	127	25	19452	541	303	18608	0	377	179	1796	5052	303	10740	146	15	22624	604	259	21761	2	177	29	520	3697	9855	7443	35	5			
Cattle thefts	412	6	3	403	0	9	7	26	171	2	186	2	0	478	8	1	469	0	3	9	25	184	18	224	3	3	423	8	2	413	0	2	0	9	84	204	114	0	0			
Receiving stolen Property	1	0	0	1	0	0	0	0	1	0	0	0	0	2	0	0	2	0	1	0	0	0	0	0	1	0	2	0	0	2	0	0	0	0	0	1	1	0	0	0		
Cheating	5427	1716	159	3552	0	15	23	87	2147	644	526	94	16	6408	1877	150	4381	1	9	22	61	1943	1672	606	52	16	6932	835	98	5999	0	3	3	14	680	5075	191	32	1			
Cr.Br.Trust	477	145	8	324	0	0	2	6	186	103	16	11	0	461	116	8	337	0	0	1	3	146	165	13	8	1	504	51	4	449	0	0	0	0	38	405	5	1	0			
C.C.Notes	33	0	0	33	0	0	1	0	16	0	15	1	0	29	0	0	29	0	0	0	0	13	2	14	0	0	27	0	0	27	0	0	0	0	5	10	12	0	0			
Sub Total - PART-I	34075	2670	442	30964	1	635	863	2052	13310	848	12877	254	125	40097	3014	533	36550	1	448	435	1910	14938	2706	15780	239	94	45138	1769	434	42935	2	190	53	545	8959	23165	9908	79	36			
<b>PART-II (IPC Cases)</b>																																										
304(A),IPC	9870	98	18	9754	2	441	856	15	6362	5	861	18	1196	11321	87	19	11215	2	349	343	14	8257	83	1010	11	1148	11902	55	30	11817	0	108	25	0	6426	4112	486	8	652			
279,337,338 IPC	25196	200	18	24978	0	16048	405	280	7228	13	841	64	99	28900	227	20	28653	0	15687	258	303	11032	156	1062	83	72	31891	130	13	31748	0	7964	42	98	14516	8381	710	14	23			
Rioting	3974	366	5	3603	2	16	580	82	2865	17	25	15	3	3927	392	9	3526	0	15	235	57	2983	187	41	6	2	3878	182	7	3689	0	1	17	6	1942	1709	14	0	0			
Hurts	13337	686	16	12636	1	122	2366	494	9347	25	191	45	46	15370	853	21	14496	0	72	1299	412	12225	204	210	40	34	17392	657	30	16705	0	33	179	140	10583	5620	130	11	9			
Acid Attack (326(a))	2	1	0	1	0	0	0	0	0	0	1	0	0	7	1	0	6	0	0	1	0	5	0	0	0	0	2	0	0	2	0	0	0	0	1	1	0	0	0			
Kidnapping	2760	2421	38	301	1	3	37	1	173	40	44	2	1	3248	2819	42	387	0	0	27	1	208	119	24	4	2	3789	2558	23	1208	0	0	2	1	129	1065	9	2	0			
304(B) IPC	157	5	0	152	0	0	21	0	130	0	0	0	1	162	15	1	146	0	0	3	0	137	6	0	0	0	156	4	1	151	0	0	0	0	93	58	0	0	0			
498 (A) IPC	2278	217	61	2000	0	6	381	21	1541	19	0	19	13	2782	244	58	2480	0	6	207	14	2135	92	0	20	6	3007	163	48	2796	0	2	26	0	1484	1275	0	6	3			
354 IPC Molestation	4915	416	26	4474	0	22	619	47	3719	21	22	13	11	5868	543	24	5301	1	11	340	26	4712	155	38	11	8	6482	339	29	6114	0	2	30	10	3395	2640	26	9	2			
Rape	556	27	29	500	0	2	70	0	399	3	4	18	4	538	45	30	463	0	0	28	1	404	23	1	6	0	606	23	36	547	0	0	2	0	331	208	0	5	1			
353 IPC	1111	51	3	1057	0	28	63	1	909	18	32	5	1	993	49	0	944	0	16	13	1	837	62	9	3	3	1007	20	4	983	0	9	0	0	537	426	6	4	1			
Other IPC	15772	1317	54	14401	1	5666	588	415	6774	234	557	105	62	14135	1414	83	12639	1	4569	208	352	5957	819	630	67	37	21533	951	62	20520	0	7652	30	159	6896	5404	349	23	7			
Sub Total - PART-II	79928	5805	268	73857	7	22354	5986	1356	39447	395	2578	304	1437	87251	6689	307	80256	4	20725	2962	1181	48892	1906	3025	251	1312	101645	5082	283	96280	0	15771	353	414	46333	30899	1730	82	698			

**Comparative Crime Statement 17 for the Years 2021, 2022, and 2023**

KARNATAKA STATE	2021														2022														2023 As on 31/12/2023													
Head Name	Rep	Fal	Tr	Tru	NI	Con	Dis/ACQ	Com	PT	UI	Un	OD	AB	Rep	Fal	Tr	Tru	NI	Con	Dis/ACQ	Com	PT	UI	Un	OD	AB	Rep	Fal	Tr	Tru	NI	Con	Dis/ACQ	Com	PT	UI	Un	OD	AB			
<b>PART-III (SLL Cases)</b>																																										
Arms Act	366	5	1	360	0	6	21	0	314	7	9	2	1	272	8	1	263	0	5	2	1	226	23	5	1	0	295	5	3	287	0	1	0	0	133	151	2	0	0			
Cow Slaughter	541	6	1	534	0	26	13	0	476	2	14	1	2	406	3	2	401	0	7	1	1	355	21	14	2	0	256	3	2	251	0	1	0	0	168	79	2	1	0			
Animal Sacrifice Act	311	11	4	296	0	26	4	2	238	2	19	3	2	462	20	2	440	0	18	2	1	366	25	27	1	0	344	10	1	333	0	16	0	0	188	117	11	1	0			
P.I.T Act	232	2	0	230	0	1	8	0	220	0	1	0	0	240	3	0	237	0	4	0	0	226	6	1	0	0	315	1	2	312	0	0	0	0	138	173	0	1	0			
POCSO	2882	39	88	2755	0	127	1069	4	1513	3	7	11	21	3188	55	96	3037	0	66	735	4	2175	12	10	19	16	3753	34	157	3562	0	4	171	0	2630	732	8	11	6			
K.P Act	336	5	0	331	0	153	6	0	165	1	1	4	1	461	6	1	454	0	161	6	2	265	2	4	11	3	1314	192	1	1121	0	181	1	2	726	199	2	9	1			
E.C Act	472	18	2	452	0	1	15	0	402	15	0	17	2	815	20	2	793	0	5	1	0	669	86	8	23	1	488	6	1	481	0	2	0	0	176	293	1	9	0			
SC/ST/Act	1751	304	48	1399	2	8	259	3	1083	25	5	12	4	2136	387	122	1627	1	6	138	2	1393	65	4	15	4	2142	278	42	1822	0	0	8	0	1280	517	5	11	1			
Explosive Act	183	19	0	164	0	18	2	1	114	5	20	3	1	62	3	1	58	0	7	0	0	31	12	7	1	0	270	1	0	269	0	3	0	0	34	230	2	0	0			
N.D.P.S Act	5789	5	0	5784	0	1882	70	10	3791	5	5	6	15	6406	14	3	6389	0	2110	37	10	4155	48	13	12	4	6764	7	0	6757	0	1560	8	7	4175	1000	4	2	1			
TADA Act	0	0	0	0	0	0	0	0	0	0	0	0	0	0	0	0	0	0	0	0	0	0	0	0	0	0	0	0	0	0	0	0	0	0	0	0	0	0	0	0		
PCR Act	2	2	0	0	0	0	0	0	0	0	0	0	0	4	1	0	3	0	0	0	0	3	0	0	0	0	13	0	0	13	0	0	0	0	8	5	0	0	0			
R.P Act	37	6	2	29	0	4	0	0	18	1	6	0	0	6	2	0	4	0	0	0	0	2	2	0	0	0	338	42	7	289	0	31	0	2	194	42	17	2	1			
Children Act	401	47	25	329	0	17	23	1	281	3	1	3	0	355	36	14	305	0	18	8	1	255	19	1	3	0	368	42	10	316	0	8	0	0	166	136	5	1	0			
Sati Act	0	0	0	0	0	0	0	0	0	0	0	0	0	0	0	0	0	0	0	0	0	0	0	0	0	0	0	0	0	0	0	0	0	0	0	0	0	0	0	0		
Cinema Autograpy Act	0	0	0	0	0	0	0	0	0	0	0	0	0	1	1	0	0	0	0	0	0	0	0	0	0	0	0	0	0	0	0	0	0	0	0	0	0	0	0	0		
Gambling Act	14082	2	2	14078	0	8750	234	83	4896	10	6	84	15	13044	1	0	13043	0	6882	130	79	5862	28	0	53	9	13659	4	4	13651	0	4119	35	48	8167	1268	0	12	2			
Excise Act	7523	1	0	7522	0	3171	434	92	3743	5	7	22	48	8865	0	0	8865	0	3979	281	72	4440	7	2	49	35	9329	2	1	9326	0	2193	55	36	6071	914	27	19	11			
D.P Act	1886	137	83	1666	0	1	211	22	1370	30	1	30	1	2238	205	53	1980	0	0	98	13	1707	122	0	38	2	2279	84	44	2151	0	0	6	0	867	1272	0	6	0			
Other Special and Local Laws	13018	264	33	12721	0	2026	155	2107	2611	499	5198	108	17	14477	245	20	14212	0	362	32	1737	2078	2366	7610	20	7	25616	142	27	25447	0	598	4	794	2595	18808	2633	11	4			
Sub Total - PART-III	49812	873	289	48650	2	16217	2524	2325	21235	613	5300	306	130	53438	1010	317	52111	1	13630	1471	1923	24208	2844	7706	248	81	67543	853	302	66388	0	8717	288	889	27716	25936	2719	96	27			
<b>PART-IV (Cr.PC)</b>																																										
107 Cr.p.C	0	0	0	0	0	0	0	0	0	0	0	0	0	1	0	0	1	0	0	0	0	1	0	0	0	0	0	0	0	0	0	0	0	0	0	0	0	0	0			
109 Cr.p.c	2	0	0	2	0	1	0	0	1	0	0	0	0	1	0	0	1	0	1	0	0	0	0	0	0	0	0	0	0	0	0	0	0	0	0	0	0	0	0	0		
110 Cr.P.C	1	0	0	1	0	0	0	0	0	0	0	0	0	0	0	0	0	0	0	0	0	0	0	0	0	0	0	0	0	0	0	0	0	0	0	0	0	0	0	0		
145 CR.P.C	0	0	0	0	0	0	0	0	0	0	0	0	0	0	0	0	0	0	0	0	0	0	0	0	0	0	0	0	0	0	0	0	0	0	0	0	0	0	0	0		
151 CR.p.c	0	0	0	0	0	0	0	0	0	0	0	0	0	0	0	0	0	0	0	0	0	0	0	0	0	0	1	0	0	1	0	0	0	0	1	0	0	0	0			
41(1)(d) 102 Cr.P.C	84	3	9	72	0	11	1	8	27	0	0	25	0	80	3	16	61	0	8	1	2	33	3	0	12	2	46	0	6	40	0	2	0	1	18	16	0	3	0			
Other Cr.P.C	8	1	1	6	0	2	0	1	2	0	0	1	0	4	1	1	2	0	1	0	0	1	0	0	0	0	2	0	0	2	0	0	0	0	0	1	0	1	0			
Sub Total - PART-IV	95	4	10	81	0	14	1	9	30	0	0	26	0	86	4	17	65	0	10	1	2	35	3	0	12	2	49	0	6	43	0	2	0	1	19	17	0	4	0			
Grand Total	163910	9352	1009	153552	10	39220	9374	5742	74022	1856	20755	890	1692	180872	10717	1174	168982	6	34813	4869	5016	88073	7459	26511	750	1489	214375	7704	1025	205646	2	24680	694	1849	83027	80017	14357	261	761			
<b>PART-V (Missing Cases)</b>																																										
Head Name	Rep	Fal	Tr	Tru	UI	Tra	Untra							Rep	Fal	Tr	Tru	UI	Tra	Untra							Rep	Fal	Tr	Tru	UI	Tra	Untra									
Missing Person	15159	183	17	14953	219	13868	866							17695	167	22	17501	891	15945	665							20789	190	24	20571	3178	17361	32									
<b>PART-VI (PAR Cases)</b>																																										
Head Name	Rep	Fal	Tr	Tru	UI	OD	BO							Rep	Fal	Tr	Tru	UI	OD	BO							Rep	Fal	Tr	Tru	UI	OD	BO									
PAR (Cr.PC)	22159	0	0	22159	7582	416	14161							41376	0	0	41376	14836	586	25954							52096	0	0	52096	27921	309	23866									

### Aadhaar e-Sign details of FIR for the Month of December 2023

Sl.No	District_Name	FIR Count	FIR eSign Count	FIR %
1	Koppal District	340	340	100.00
2	Udupi District	336	336	100.00
3	Belagavi District	531	530	99.81
4	Kolar District	294	293	99.66
5	Gadag District	192	191	99.48
6	Dharwad District	176	174	98.86
7	Bagalkot District	301	297	98.67
8	Ballari District	339	333	98.23
9	Davanagere District	513	499	97.27
10	Hubballi Dharwad City	286	273	95.45
11	Dakshina Kannada District	215	204	94.88
12	Haveri District	362	314	86.74
13	Chamarajanagar District	282	239	84.75
14	Vijayapur District	395	332	84.05
15	Uttara Kannada District	365	287	78.63
16	Tumakuru District	865	651	75.26
17	Chikkamagaluru District	351	231	65.81
18	KODAGU(Madikeri) District	167	108	64.67
19	Belagavi City	168	101	60.12
20	SP Railways	107	59	55.14
21	Vijayanagara District	233	120	51.50
22	Mysuru City	288	120	41.67
23	Bidar District	370	133	35.95
24	Mysuru District	468	148	31.62
25	Chitradurga District	545	149	27.34
26	Mandya District	505	133	26.34
27	Kalaburagi City	213	54	25.35
28	Chickballapura District	378	94	24.87
29	Ramanagara District	520	112	21.54
30	Bengaluru City	5949	1209	20.32
31	Raichur District	294	56	19.05
32	Bengaluru District	917	113	12.32
33	Mangalore COP	410	50	12.20
34	K.G.F District	114	12	10.53
35	Hassan District	572	55	9.62
36	Kalaburagi District	297	25	8.42
37	Shivamogga District	696	49	7.04
38	Yadgir District	162	6	3.70
<b>Total</b>		<b>19516</b>	<b>8430</b>	<b>43.20</b>

<b>Aadhaar e-Sign details of Chargesheet for the Month of December 2023</b>				
<b>SI No.</b>	<b>District_Name</b>	<b>Charge sheeted</b>	<b>e-Signed Charge sheeted</b>	<b>Charge sheet %</b>
1	Mangalore COP	263	230	87.45
2	Gadag District	107	81	75.70
3	Davanagere District	416	283	68.03
4	Hubballi Dharwad City	185	121	65.41
5	Udupi District	183	114	62.30
6	Ballari District	259	145	55.98
7	Dharwad District	124	68	54.84
8	Chamarajanagar District	240	129	53.75
9	Koppal District	196	103	52.55
10	Kolar District	220	105	47.73
11	Dakshina Kannada District	129	53	41.09
12	Belagavi District	384	152	39.58
13	Belagavi City	74	24	32.43
14	Uttara Kannada District	286	80	27.97
15	Vijayapur District	246	53	21.54
16	KODAGU(Madikeri) District	178	36	20.22
17	Bagalkot District	246	46	18.70
18	Haveri District	264	35	13.26
19	Mandya District	403	49	12.16
20	Kalaburagi City	137	16	11.68
21	Mysuru City	257	29	11.28
22	Vijayanagara District	207	23	11.11
23	Chikkamagaluru District	272	28	10.29
24	Hassan District	704	56	7.95
25	Tumakuru District	530	32	6.04
26	Bengaluru City	2646	150	5.67
27	Kalaburagi District	160	8	5.00
28	Chickballapura District	322	11	3.42
29	Raichur District	277	7	2.53
30	Mysuru District	572	11	1.92
31	Ramanagara District	271	4	1.48
32	Bidar District	255	3	1.18
33	Chitradurga District	451	5	1.11
34	K.G.F District	94	1	1.06
35	Shivamogga District	572	4	0.70
36	Bengaluru District	477	0	0.00
37	SP Railways	18	0	0.00
38	Yadgir District	116	0	0.00
<b>Total</b>		<b>12742</b>	<b>2295</b>	<b>18.01</b>



**Vehicle Log Details For The Month Of December-2023**

Chief Office

As On: 20/01/2024

S.No.	District/Unit Name	Actual Strength	Log Entered Vehicles For The Month	Log Not Entered Vehicles For The Month	Remarks
1	Bagalkot	177	177	0	
2	Ballari	169	168	1	
3	Belagavi City	210	210	0	
4	Belagavi Dist	280	264	16	
5	Bengaluru City	3,050	2,183	867	
6	Bengaluru Dist	216	112	104	
7	Bidar	225	213	12	
8	Chamarajanagar	125	125	0	
9	Chickballapura	141	141	0	
10	Chikkamagaluru	235	232	3	
11	Chitradurga	197	185	12	
12	Coastal Security Police	42	35	7	
13	Dakshina Kannada	178	175	3	
14	Davanagere	212	197	15	
15	Dharwad	118	117	1	
16	Gadag	169	162	7	
17	Hassan	201	200	1	
18	Haveri	146	146	0	
19	Hubballi Dharwad City	257	241	16	
20	K.G.F	99	85	14	
21	Kalaburagi	208	141	67	
22	Kalaburagi City	160	135	25	
23	Karnataka Railways	89	88	1	
24	Kodagu	139	139	0	
25	Kolar	176	164	12	
26	Koppal	160	160	0	
27	Mandya	241	237	4	
28	Mangaluru City	213	177	36	
29	Mysuru City	247	190	57	
30	Mysuru Dist	235	235	0	
31	Raichur	177	176	1	
32	Ramanagara	210	201	9	
33	Shivamogga	223	223	0	
34	Tumakuru	298	182	116	
35	Udupi	207	206	1	

S.No.	District/Unit Name	Actual Strength	Log Entered Vehicles For The Month	Log Not Entered Vehicles For The Month	Remarks
36	Uttara Kannada	226	224	2	
37	Vijayanagara	138	138	0	
38	Vijayapur	219	218	1	
39	Yadgir	144	101	43	
40	Forest Cell	45	29	16	
41	CID	214	149	65	
42	ISD Bengaluru	82	75	7	
43	State INT	740	584	156	
44	APTS Yelahanka	16	10	6	
45	Battalion I - Bangalore	59	47	12	
46	Battalion II - Belgaum	37	16	21	
47	Battalion III - Bangalore	49	46	3	
48	Battalion IV - Bangalore	40	8	32	
49	Battalion IX - Bangalore	32	32	0	
50	Battalion V - Mysore	36	29	7	
51	Battalion VI - Gulbarga	38	32	6	
52	Battalion VII - Mangalore	35	33	2	
53	Battalion VIII - Shimoga	35	34	1	
54	Battalion X - Haveri	40	24	16	
55	Battalion XI - Hassan	48	41	7	
56	Battalion XII Tumakuru	43	43	0	
57	Central Range	5	5	0	
58	Centre for Counter Terrorism	47	24	23	
59	Chief Office	113	30	83	
60	COMMANDANT MOUNTED	20	17	3	
61	Eastern Range	2	2	0	
62	FPB Unit	19	6	13	
63	FSL Madiwala	20	7	13	
64	I.R.B. Vijayapura	40	15	25	
65	IGP Railways	3	3	0	
66	IGP TRAINING	8	2	6	
67	IIIrd BN KSISF	27	14	13	
68	IIInd BN KSISF	24	22	2	
69	IRB Munirabad	52	43	9	
70	ISD	144	137	7	
71	Ist BN KSISF	43	43	0	
72	Kalaburgi Range	5	3	2	
73	KPA Mysore	32	30	2	
74	KSPTS Channapatna	20	20	0	

S.No.	District/Unit Name	Actual Strength	Log Entered Vehicles For The Month	Log Not Entered Vehicles For The Month	Remarks
75	KSPTS Khanapur	21	21	0	
76	KSRP PTS BELAGAVI	18	18	0	
77	KSRP Training Munirabad	12	10	2	
78	PDMS Yelahanka	28	15	13	
79	PTC Gulbarga	37	20	17	
80	PTS Aimangala	18	17	1	
81	PTS Dharwad	19	19	0	
82	PTS Hassan	19	0	19	
83	PTS Kaduru	15	13	2	
84	PTS Mysuru	19	19	0	
85	PTS Thanisandra	19	3	16	
86	RFSL Ballari	5	0	5	
87	RFSL Belgaum	9	1	8	
88	RFSL Davanagere	8	8	0	
89	RFSL Gulbarga	6	3	3	
90	RFSL Hubballi	6	2	4	
91	RFSL Mangalore	12	4	8	
92	RFSL Mysore	7	1	6	
93	SCRB	49	48	1	
94	Southern Range	7	7	0	
95	Special Task Force	8	0	8	
96	State Wireless	81	81	0	
97	TTI Bangalore	5	4	1	
98	Western Range	2	1	1	
	<b>Grand Total</b>	<b>12800</b>	<b>10673</b>	<b>2127</b>	

<b>Sevasindhu Statistics for the Month of December 2023</b>				
<b>Sl.No</b>	<b>Service Name</b>	<b>Received</b>	<b>Disposed</b>	<b>Pending</b>
1	Job / Service Verification	34313	33227	1086
2	Police Verification Certificate(PVC) for Central/State Govt employees if request is received directly by the employee / By Concerned Department	776	740	36
3	Police Clearance Certificate for going abroad (Visa for studies)/ Police Clearance Certificate for Foreign Nationals	288	275	13
4	Police verification Certificate for Coolies/Loader/Class IV Security Staff/ Supervisor at Airport (Individual applicants only)	5944	5634	310
5	Police Verification Certificate for domestic servants/house keeping	8	8	0
6	Police Verification Certificate for Institutions/ Companies	67	63	4
7	Police verification Certificate for Marriage Alliances	58	56	2
8	Police verification Certificate for Training Apprenticeship at Public Undertakings /for trainees/ Workers working on daily wages at Govt. Institutions	3043	2831	212
9	Amplified Sound System	0	0	0
10	Missing Report of documents, Mobile phone etc	572	165	407
11	Disposal of petitions	40	11	29
12	Locked Home Details	0	0	0
13	Senior Citizen Registration	226	0	226
14	Complaint Registration	185	15	170
15	License for Amusement	0	0	0
16	No obligation to return to India (NORI) Certificate	0	0	0
17	NOC for petrol pump,gas agency,hotel,bar etc.	0	0	0
18	Permission for Peaceful Assembly and procession	0	0	0
19	Application for Temporary License for Sale of Crackers	0	0	0
20	NOC for setting up of Petroleum, Diesel and Naphtha sale and transport	0	0	0
<b>Total</b>		<b>45520</b>	<b>43025</b>	<b>2495</b>

<b>Unitwise Statistics of cases Booked under COTPA Act 2003 for the month of December- 2023</b>							
<b>Sl. No.</b>	<b>Unit / District</b>	<b>Section 4</b>	<b>Section 5</b>	<b>Section 6A</b>	<b>Section 6B</b>	<b>Section 7</b>	<b>Total Fine Amount Collected</b>
<b>(1)</b>	<b>(2)</b>	<b>(3)</b>	<b>(4)</b>	<b>(5)</b>	<b>(6)</b>	<b>(7)</b>	<b>(8)</b>
<b>I</b>	<b>Commissionerate</b>						
1	Bengaluru City	5765	0	17	21	29	876550
2	Mysuru City	240	0	0	0	0	27900
3	Hubli-Dharwad City	117	0	0	0	0	16000
4	Mangaluru City	367	0	0	0	0	19760
5	Belagavi City	1254	0	0	0	0	22290
6	Kalburgi City	34	0	0	0	0	6300
<b>II</b>	<b>Central Range</b>						
1	Bengaluru Dist.	286	0	0	0	0	28250
2	K.G.F.	131	0	0	0	0	11500
3	Kolar	93	0	0	0	0	9300
4	Tumakuru	59	0	0	0	0	9450
5	Chickballapura	172	0	0	0	0	12300
6	Ramanagara	49	0	0	0	0	5200
<b>III</b>	<b>Eastern Range</b>						
1	Chitradurga	385	0	0	0	0	27400
2	Davanagere	456	0	0	0	0	47450
3	Shivamogga	683	0	0	0	0	53600
4	Haveri	182	0	0	0	0	16450
<b>IV</b>	<b>Western Range</b>						
1	Chickmagalur	7	0	0	0	0	1100
2	D.K.	133	0	0	0	0	16250
3	Udupi	53	0	2	0	0	10100
4	U.K.	220	0	0	0	0	24200
<b>V</b>	<b>Northern Range</b>						
1	Bagalakote	46	0	0	0	0	4600
2	Belagavi dist.	109	0	0	0	0	10900
3	Vijayapura	11	0	0	0	0	1300
4	Dharwad	75	0	0	0	0	7600
5	Gadag	495	0	45	0	0	47800
<b>VI</b>	<b>North Eastern Range</b>						
1	Bidar	201	0	0	0	0	25300
2	Kalaburgi	73	0	0	0	0	73000
3	Yadgiri	297	0	0	0	0	23300
<b>VII</b>	<b>Southern Range</b>						
1	Chamarajanagar	1142	0	0	0	0	15960
2	Hassan	75	0	0	0	0	4500
3	Kodagu	53	0	0	0	0	4900
4	Mandya	523	0	0	0	0	47500
5	Mysuru Dist.	0	0	0	0	0	0
<b>VIII</b>	<b>Ballari Range</b>						
1	Ballari	981	0	0	0	0	97650
2	Vijayanagara	240	0	19	0	20	28000
3	Koppal	892	0	0	0	0	90000
4	Raichur	1014	0	0	0	0	99200
<b>IX</b>	<b>Karnataka Railways</b>	30	0	0	0	0	4100
<b>Total</b>		<b>16943</b>	<b>0</b>	<b>83</b>	<b>21</b>	<b>49</b>	<b>1826960</b>